

MIMAP

Micro Impacts of Macroeconomic Adjustment Policies

PHILIPPINES

<http://www.panasia.org.sg/mimapph>

Project Updates

Vol. X No. 3

September 2003

Diagnosing poverty at the local level*

*Celia M. Reyes***

Poverty has been and remains to be one of the major problems in the Philippines. If the country is to win the war against poverty, then everyone must join hands in formulating and implementing appropriate poverty reduction policies and programs. With devolution, the local government units (LGUs) have been provided an opportunity to do more in this area. As mandated by the Local Government Code of 1991, local government units prepare annual development plans funded mainly by their internal revenue allotment. In view of this, LGUs can respond directly to the needs of their constituents.

On August 13, 2001, Memorandum Circular (MC) No. 2001-105, issued by the Department of Interior and Local Governments (DILG), called for the identification of Local Poverty Reduction Action Officers (LPRAOs) in all municipalities, cities and provinces. The LPRAOs are

tasked to oversee the poverty reduction efforts in their localities. In addition, MC No. 2001-109, issued by the DILG on August 21, 2001, enjoined all local chief executives to undertake local programs on poverty reduction and local economic transformation. It also reiterated the need to designate LPRAOs and to formulate the Local Poverty Reduction Action Agenda (LPRAA). At the same time, the circular provided for an inventory of the poorest families, identification of local needs in the areas of food, shelter, employment and education as well as the external and internal sources of assistance to implement the LPRAA.

This paper is intended to assist LGUs in determining the presence of poverty and its dimensions in

their barangays, municipalities, cities and provinces with the end in view of formulating and implementing programs that would reduce poverty. In particular, it is intended to be used by barangay officials, particularly members of the barangay development council; officials of the municipal government, particularly the municipal planning and development coordinators (MPDCs) and municipal poverty reduction action officers (MPRAOs); city officials, particularly the city planning and development coordinators (CPDCs) and city poverty reduction action officers (CPRAOs); and officials of the provincial government, particularly, the provincial planning and development coordinator (PPDC) and provincial poverty reduction action officer (PPRAO).

⇒ 7

*Excerpt from the MIMAP Research Paper of the same title by the same author first presented to the technical working group convened by the National Anti-Poverty Commission in June 2002.

**MIMAP-CBMS Network Leader and Senior Research Fellow, Philippine Institute for Development Studies (PIDS).

What's Inside

Use of core local poverty indicators for planning	2
CBMS implementation back in Bulacan	3
Camarines Norte updates on CBMS implementation	4
Sharing experiences in the international arena	6
Analyzing gender concerns using nonconventional indicators	10

Use of core local poverty indicators for planning

In April 2003, the Philippines' Department of Interior and Local Government (DILG) issued a memorandum circular to all local government units (LGUs) outlining the policy guidelines for the LGUs' adoption of the core local poverty indicators and consideration of area-specific indicators that shall aid them in assessing and understanding poverty and its many dimensions at the barangay, municipal, city and provincial levels. The objective was to formulate a local poverty reduction action plan (LPRAP) wherein said indicators can serve as inputs in implementing the poverty reduction plans and programs.

Through the said circular, the LGUs and all other concerned were directed to adopt the core indicators and institutionalize the system at all levels of execution. Said indicators shall be collected through the existing community-initiated household surveys and administrative reports at the barangays, municipalities or cities, among which are the minimum basic needs–community-based indicator system (MBN-CBIS), minimum basic needs–community-based poverty indicator and monitoring system (MBN-CBPIMS), integrated

rural accessibility planning (IRAP) and the community-based monitoring system (CBMS).¹

Below are some of the guidelines spelled out in the said memorandum.

1. In diagnosing the situation of a community, concerned LGUs shall determine and measure certain qualities of life dimensions through the use of corresponding core local poverty indicators (Table 1).
2. LGUs may decide to add other

indicators to monitor specific areas of concern.

3. The barangay Local Poverty Reduction Action Team (LPRAT) shall spearhead the data collection activities.

4. Data collection should be done before the preparation of barangay, municipal, city and provincial poverty reduction action plans, preferably in May of every year.

5. Analysis and interpretation of data collected from the barangays shall be processed through a participatory and consensus-building approach with all concerned officials, individuals and organizations gathered at the barangay level. It is further recommended that a focused group discussion, community assemblies and other participatory processes be held to further vali-

Table 1. Core local poverty indicators

Dimensions	Indicators	
<i>Survival</i>		
Health	1	Proportion of children aged 0-5 years old who died to the total of children aged 0-5 years old
Nutrition	2	Malnutrition prevalence
Access to basic amenities	3	Proportion of households without access to safe water
	4	Proportion of households without access to sanitary toilet facilities
<i>Security</i>		
Shelter	5	Proportion of households who are squatting
	6	Proportion of households living in makeshift housing
Peace and order	7	Proportion of households with members victimized by crimes
<i>Enabling</i>		
Income	8	Proportion of households with income less than the poverty threshold
	9	Proportion of households with income less than the food threshold
	10	Proportion of households who eat less than 3 meals a day
Employment	11	Unemployment rate
Education	12	Elementary participation rate
	13	Secondary participation rate

Source: DILG Memorandum Circular 2003-92

¹CBMS was developed under the MIMAP–Philippines Project. It is currently being implemented province-wide in Palawan and seven out of the 12 municipalities of Camarines Norte.

date and assess the barangay poverty situation, prioritize problems and provide interventions at the barangay level based on resources available.


6. Data aggregation shall be done at the barangay, municipal/city and provincial levels to be spearheaded by the LPRAT, MPDCs/CPDCs or LPRAOs, and the Provincial Planning and Development Officer (PPDO).

7. Aggregated information shall

be made available to all stakeholders who would like to help LGUs in their efforts for poverty reduction.

In line with the above directive, a guidebook for local poverty diagnosis and planning was developed by a technical working group (TWG) composed of representatives from the DILG, National Anti-Poverty Commission (NAPC), and the National Economic and Development Authority (NEDA) to assist the

LGUs in formulating the LPRAP and implementing the necessary capability-building activities.

The guidebook was based on a paper prepared by Dr. Celia Reyes, CBMS Network Leader and MIMAP-Philippines Project Director, on "Diagnosing poverty at the local level" which was presented to the TWG in June 2002 (featured as lead article in this issue of the *MIMAP Project Updates*). **BEM** 

CBMS implementation back in Bulacan

In preparation for the province-wide implementation of the community-based monitoring system (CBMS) in Bulacan, Dr. Celia M. Reyes, CBMS Network Leader, was recently invited by the provincial government of Bulacan in two separate meetings to present the CBMS Project.

The province of Bulacan is the pilot site of the system. However, only two barangays (Barangays Masusô and Real de Cacarong) from the Municipality of Pandi were chosen as survey sites by the project in 1996 in line with the objective of monitoring welfare conditions of the vulnerable groups in society. These two barangays were also the sites of a second round of survey conducted in 1999 to monitor the developments in the households' welfare status in light of the Asian financial


crisis and the El Niño weather phenomenon.

This time, however, the provincial government of Bulacan deemed it necessary to implement the system on a province-wide scale. Hence, the invitation for Dr. Reyes to once again present and explain the concept of the CBMS.

Dr. Reyes' first presentation was before the Provincial Development Council (PDC) general assembly on June 26, 2003 at the Hiyas ng Bulacan Convention Center, Malolos, Bulacan. Present during this assembly were mayors and other key personnel from selected municipalities/cities.

The second presentation, meanwhile, was held last July 22, also at the same venue, for key personnel

from 22 municipalities and two cities of the province. Invited to this meeting were Municipal/City Social Welfare and Development Officers (MSWDOs/CSWDOs), Municipal/City Planning and Development Coordinators (MPDCs/CPDCs) and Community Affairs Officers II assigned to 24 local government units (LGUs) of the province. These groups will be formed as a team for the training of survey enumerators within their localities, with supervision from and overall coordination by the Provincial Planning and Development Office (PPDO).

During the two presentations, Dr. Reyes discussed the framework and institutional arrangements of the CBMS as well as the experiences of various LGUs in implementing the system, particularly the Province of Palawan and Municipality of Labo, Camarines Norte. She also stressed the importance of the participation of LGUs, from municipality/city down to the barangay level, to ensure the success of the implementation of the system. **LEV** 

Camarines Norte updates on CBMS implementation

Municipalities of Talisay, Mercedes and Basud commence training on data collection

Talisay training

The local government of Talisay started the implementation of the community-based monitoring system (CBMS) with a training on data collection for enumerators on July 7-9, 2003. The training was a collaborative undertaking of the MIMAP-CBMS Network Coordinating Team and the Municipal Planning and Development Office (MPDO) of Talisay led by Ms. Mirian Hernandez, Municipal Planning and Development Coordinator (MPDC).

The Hon. Rodolfo V. Gache, Local Chief Executive of Talisay, opened the training program with a note on the importance of data in assessing the situation of various concerned groups, particularly in a municipality. He stressed that this undertaking is a breakthrough in their development as they, indeed, appreciate the importance of information at the local level.

Meanwhile, the MIMAP-CBMS team invited Mr. Jose Ramon Lagatuz, Municipal Poverty Reduction Action Officer and CBMS Team Leader of

Labo, and Mr. Oscar Oning, member of the CBMS-Technical Working Group, to speak on their experience in data collection in their locality.

Like in other municipalities, the enumerators consist of some barangay officials, health workers, nutrition scholars, and other community volunteers from the 15 barangays of the municipality. All of them had undergone the three-day training on data collection, which includes lectures and practical exercises.

The third day of the training had Ms. Mirian Hernandez discussing with the enumerators the matter of meeting deadlines, especially for submitting the accomplished questionnaires. In Talisay's case, she allotted one month for data collection.

Mercedes training

After the training in Talisay, the Municipality of Mercedes, through its MPDO led by the MPDC, Mr. Anthony Era, conducted its own training on data collection for CBMS enumerators last July 10-12, with the

assistance of the MIMAP-CBMS Network Coordinating Team.

Mrs. Teresita M. dela Cruz, Municipal Social Welfare Officer of Mercedes, opened the training-workshop by sharing her appreciation of the availability of data particularly for planning purposes. She noted that the data would be useful for planners and helpful for targeting beneficiaries. The success in coming up with the right and accurate data, however, is highly dependent on data collectors.

Similarly with those in Talisay, the enumerators in Mercedes include some barangay leaders, barangay employees, and other community volunteers from the 26 barangays of the municipality. They had likewise all experienced the three-day training and participated in lectures and practical exercises.

Mrs. Teresita dela Cruz and Mr. Anthony Era concluded the training by discussing the matter of schedules and arrangements with the community volunteers. Mr. Era also facilitated the exchange of views among barangay officials regarding their counterparts in the project.

Basud training

On the part of the municipality of Basud, its MPDO led by Ms. Rosalie Lopez, collaborated with the

NEWS UPDATES

MIMAP-CBMS Network Coordinating Team last August 19-21 on the conduct of the training on data collection at the Conference Hall of the Megastar Hotel in Talisay, Camarines Norte.

The training consisted of a series of lectures and practical exercises with two of the staff of the Provincial Planning and Development Office,

Ms. Florinda Abogado and Ms. Marife Napao, invited by the MIMAP-CBMS team as lecturers in the training.

In her closing remarks at the conclusion of the training, Ms. Rosalie Lopez emphasized the vital responsibilities of the enumerators and briefed them on the arrangements as well as deadlines of the submission of the accomplished questionnaires.

Meanwhile, the MIMAP-CBMS team, accompanied by Ms. Lopez, met with Basud mayor, Hon. Silverio Quiñones III, who expressed his appreciation of the CBMS work as a fundamental part of pushing for development. The mayor also noted the essential role and contribution of data in planning. *JEB* **MIMAP**

Municipalities of Talisay and San Vicente proceed with training on manual data processing

Following the training on data collection, an integral part of the CBMS implementation is the training on manual data processing. For the two municipalities of Talisay and San Vicente, their MPDOs, led by Ms. Mirian Hernandez and Engineer Gil Miguel, respectively, pooled resources to conduct a joint training on manual data processing last August 18-19, with the MIMAP-CBMS Network Coordinating Team as lecturers. The leaders of the two development offices recommended the ones who were trained in data collection as the ones to also tally the data collected. This is due to their familiarity with the data and the questionnaire.

With majority of the training participants being very receptive to the process of tallying the collected information, the training-workshop

turned out to be very interactive and stimulating.

The MIMAP-CBMS Network Coordinating Team stressed that it is not

only important to tally and compute indicators from the collected data. It is equally important to know how to interpret the information conveyed by the figures so that they could be validated.

And just like in the training-workshops on data collection, the workshop on data processing ended with the development leaders briefing the participants on the feasible date of submission of the accomplished tally sheets and data boards. *JEB* **MIMAP**



Participants from San Vicente and Talisay tally accomplished CBMS household profile questionnaires under the supervision of the MIMAP-CBMS Network Coordinating Team.

Sharing experiences in the international arena

Research grants programme management workshop in Singapore

The CBMS Network Coordinating Team was invited to participate in a Research Grants Programme Management Workshop hosted by the International Development Research Centre (IDRC) in Singapore on July 1-4, 2003. The workshop aimed to build the capacity of institutions in Asia to effectively manage research grants and programmes. In particular, it provided the venue for exchange, learning and networking among small grants and awards competition managers of partner institutions of the IDRC in the region.

The experiences of the project managers of the following IDRC-funded programs were among those shared:

- Community-based Natural Resource Management (CBNRM) Project in Laos
- UBINIG Bangladesh
- Vietnam Economic Research Network
- Community-based Coastal Resource Management Learning and Research Network (CBCRM LeaRN)
- CBNRM and the Farmer Research Network

- Pan-Asia Networking
- Economy and Environment Program for Southeast Asia (EEPSEA)
- Micro Impacts of Macroeconomic Adjustment Policies (MIMAP) Project
- Community-based Monitoring System (CBMS) Network

Guest resource persons from the ASEAN Foundation and the Thailand Research Fund (TRF) also shared their valuable experiences in project management. Representing the PEP-CBMS Network were Dr. Celia Reyes and Ms. Anne Bernadette Mandap, Network Leader, and Research and Administration Officer, respectively.

The organization of the four-day workshop was facilitated by Mr. Sylvain Dufour, Director for Grant Administration of IDRC-Canada and Mr. Wilfredo Reyes, Regional Controller of IDRC-Regional Office for Southeast and East Asia. *BEM*

MIMAP

Workshop of the International Statistical Institute in Germany

Dr. Celia Reyes was recently invited to participate in the 54th Session of the International Statistics Institute in Berlin, Germany. Said activity brings together statisticians from all over the world to present emerging issues and recent work on statistics. Papers on new directions for statistical systems and statistical methods and approaches were presented during the convention. Dr. Reyes participated as one of the discussants on the session on changing policy needs in the Asian Region.

Among the major issues raised by Dr. Reyes during the conference is the need for a well-designed targeted poverty program thus, the demand for a systematic mechanism to know where the poor are. In this regard, she stressed the potentials of a community-based monitoring system (CBMS) in addressing this issue by featuring some results from actual implementation of CBMS in selected local government units (LGUs) in the Philippines. *BEM*

MIMAP

RESEARCH RESULTS

Diagnosing poverty...(from page 1)

What is poverty?

Poverty is the inability to meet basic needs. It is multidimensional. The use of just one indicator to determine whether one is poor or not is not possible. An indicator normally shows whether or not an individual or household is meeting a *particular* basic need. As such, a set of indicators is needed to determine the status of the population with respect to all these needs.

Put in another light, poverty may be defined as the nonattainment of basic needs. To attain one's basic needs, one can acquire them by purchasing the goods and services in the market using one's income, or from one's own production, or through the public provision of goods and services.

What determines one's income and attainment of basic needs? Ownership of the factors of production would determine one's income. What are the factors of production? These are labor, land and capital. The quantity and quality of these inputs would be directly correlated to the returns one gets from them. For example, a person who is highly skilled would tend to earn more than an unskilled worker. Also, a bigger tract of land will generate more income for its owner than a smaller tract, all other things being equal.

The sum of the incomes coming from the use of the different factors of production would determine the total income.

To meet its basic needs, a household needs to have access to goods and services. The amount of goods and services that it can purchase, though, depends on its purchasing power which is, in turn, determined by its income and prices of goods and services faced by the household.

In addition to its income, a household's command over goods and services is also determined by the transfers and subsidies it receives from the government. The allocation of government resources (budget) across sectors and programs defines the availability of different goods and services.

The government's provision of public goods and services may augment the household's access to goods and services. The actual availment of these public goods and services, however, would depend on the delivery mechanisms and targeting schemes employed by the government.

A household's command over goods and services defines its access to some basic services such as safe water, sanitary toilet facilities, durable housing and basic education. Access to these services, in turn, determines the health, nutrition and education status of the household members.

The impact of availing these goods and services is reflected in the outcomes/impact such as better health status, nutritional status, education status, peace and order, and political participation.

Education, and the health and nutrition status affect, in turn, the qual-

ity of labor that can be offered in the labor market, thereby affecting the employment opportunities of household members.

Other variables/factors

Population size affects one's chances of finding productive employment. If, for instance, labor supply is large, one's chances of finding full-time employment are subsequently lessened. Population also affects one's access to public goods and services as shown, for instance, in the difficulty of the government, given its limited budget, to serve a larger size of the population in terms of goods and services.

Shocks can likewise affect the ability to meet one's basic needs. Shocks, whether policy-induced or due to natural causes, may lead to loss of jobs and therefore to reduced income.

Macro policies can also impact on the welfare of the population. Macro policies can provide a stable macroenvironment that promotes economic growth and consequently generate job opportunities.

The macroenvironment as well as shocks also affect prices which in turn affect the purchasing power of households. This will partly determine the household's access to goods and services.

Figure 1 shows the different areas of concern and some suggested indicators for these areas of concern.

⇒ 8

RESEARCH RESULTS

Diagnosing poverty...(from page 7)

What are the steps in diagnosing poverty at the local level?

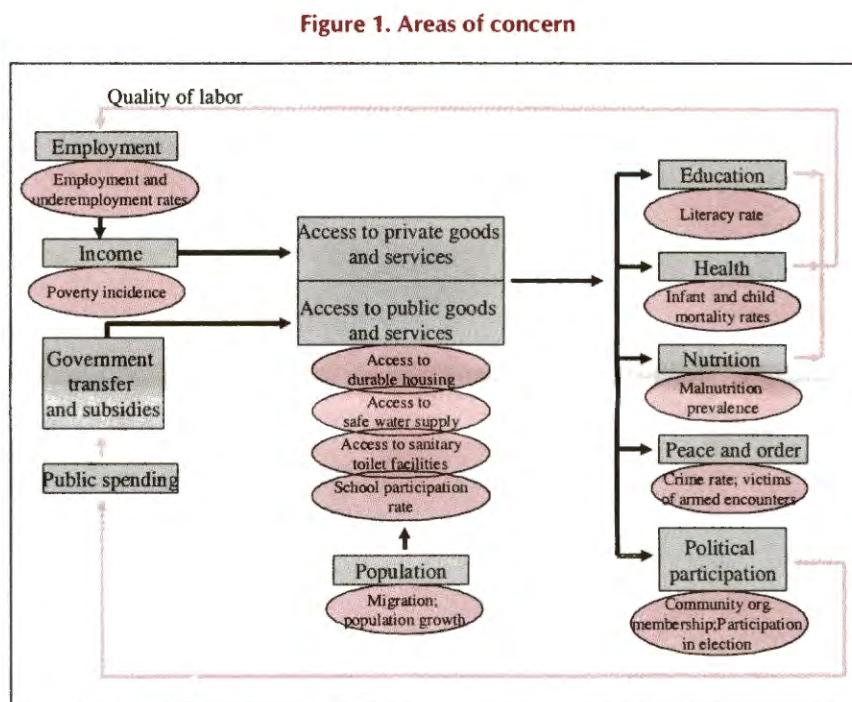
There are several steps to follow in diagnosing poverty at the local level, to wit:

- Identify the areas or dimensions of poverty that one wants to monitor.
- Identify the appropriate indicators for the different dimensions of poverty.
- Identify sources of data for the indicators.
- Collect data for the indicators. If data are available for more than one year, compile all of them to determine trends.
- If there are more than one source of data for the indicator, gather all data and validate them. Choose more reliable data.
- If there are no data available, collect information for the key indicators using any of the existing systems, i.e., MBN, CBPIMS, MIMAP-CBMS, among others.
- Compare the barangay/municipal/city data with the targets for the indicators, the provincial data and the national data. This would indicate the gravity of the problem with regards to the indicator.

What are the areas that need to be examined?

Since poverty has many dimensions, there is a need to examine several areas that would determine the ways by which the people in the locality are poor. These are:

- Nutrition – is the individual well-nourished?
- Health – is the individual healthy?



- Water and sanitation – does the household have access to safe water and sanitary toilet facilities?
- Shelter – is the household living in a secure and durable house?
- Income – is the household earning enough income to meet its basic food and nonfood needs?
- Employment – do the household members have jobs?
- Education – are the household members literate? Are the children of school-going age attending school?
- Peace and order – is the individual/household safe from physical harm?

Barangays, municipalities/cities and provinces may choose to add other areas depending on their concerns. For instance, LGUs that are frequently buffeted by natural disasters such as typhoons and floods may include natural calamities as

an area to monitor while for communities that are dependent on agriculture, LGUs may decide to include ownership of land in the areas to be monitored.

How does one measure the unmet need in each area?

Below are some of the key indicators for each area. LGUs may decide to add other indicators or use proxy indicators for some of these indicators.

Indicators at the household level

Nutrition

1. Number of malnourished children who are 0-5 years old, by degree of malnourishment (first, second and third)

Health

2. Number of infant deaths (deaths of infants less than 1 year old)
3. Number of child deaths (deaths of children aged 1 to 5 years old)

RESEARCH RESULTS

Water and sanitation

4. If household has no access to safe water (water coming from piped water systems and deep wells are considered safe)

5. If household has no access to sanitary toilet facilities (water-sealed toilets are considered as sanitary toilet facilities)

Shelter

6. If household is squatting in somebody else's land or government land

7. If household is living in make-shift housing

Income

8. If household has income less than the poverty threshold

9. If household has income less than the food threshold

10. Number of full meals eaten in a day

Employment

11. If household members aged 15 years old and over who are looking for work do not have work

12. If household members who are employed do not have full-time work

Education

13. If children who are 6-12 years old are not enrolled in elementary school

14. If children who are 13-16 years old are not enrolled in secondary school

15. If household members are literate

Peace and order

16. If household members have been victims of crime.

The above measures can be aggregated across all households in the barangay to come up with barangay level indicators. In turn, these could be aggregated to come up with municipal/city level indicators. Finally, they can be aggregated to generate provincial level indicators.

Where will the data for these indicators come from?

The data for these indicators will come from household surveys and administrative reports available in the barangay. There are different monitoring systems that are in place that could provide data for most of these indicators.

In case there is no monitoring system in the barangay that can provide data for all of these indicators, the barangay may decide to do its own data collection activity by adopting any or a variant of any of the monitoring systems available such as the minimum basic needs-community-based indicator system (MBN-CBIS), community-based poverty indicator and monitoring system (CBPIMS), and Micro Impacts of Macroeconomic Adjustment Policies-community-based monitoring system (MIMAP-CBMS). A monitoring system that combines the best features of the different monitoring systems is presented in the next section.

Recommendation


Various monitoring systems such as the above provide information on the different areas of poverty for households in the barangay. In addition, the CBPIMS and MIMAP-CBMS provide information for individuals in the households. For example, the number of malnourished children, not just the number of households with malnourished children, can be obtained from the CBPIMS and MIMAP-CBMS.

The MBN-CBIS is being used by the comprehensive integrated delivery of social services (CIDSS) program of the Department of Social Wel-

fare and Development (DSWD). The data are compiled by the Regional CIDSS Office. Meanwhile, in the pilot test, the CBPIMS depends on the municipal/city, provincial and regional technical working groups for each implementation.

A community-based monitoring system such as the MIMAP-CBMS, in the meantime, where the system is maintained at the barangay, municipal/city and provincial levels, may be institutionalized. The key players at the barangay level are the barangay development council, BHWs and BNS while at the municipal/city level, these are the MPRAOs/CPRAOs. At the provincial level, the provincial planning and development office (PPDO) and the PPRAO are the key players.

While MIMAP uses household surveys to collect the data, an alternative is to use the CIDSS method of using self-administered surveys in areas where this is feasible. In this case, representatives of 20 to 25 households are assembled and a facilitator reads out the questions and the representatives answer the questionnaires. This could drastically reduce the cost of the data collection.

To help explain why certain needs are not being met, a monitoring tool to determine access to certain facilities (school, markets, roads, etc.) is important. The barangay profile which is part of the MIMAP-CBMS monitoring system can be further expanded to incorporate additional information contained in the integrated rural accessibility plan (IRAP) monitoring tool. This barangay profile can be done every three years. 

Analyzing gender concerns using nonconventional indicators

In April 2002, the MIMAP-Philippines Project, in collaboration with the Institute for Social Studies Trust (ISST) in India, conducted a survey in Barangay Salvacion in Puerto Princesa City that looked into nonconventional indicators with gender disaggregation.

This survey was a follow-up to the 2001 CBMS survey conducted by the city government also in Barangay Salvacion. An analysis of the results of the 2001 CBMS survey focusing on conventional indicators relating to gender concerns appeared in a previous issue of this newsletter.¹

Survey on nonconventional gender indicators

As a result of migration, only 181 out of the original 191 households in the barangay were included in the second survey. From these households, a total of 332 respondents—162 males and 170 females—were interviewed.

The target respondents were the head and spouse of each household. Whenever either one was not available during the survey, any other household member aged 18 years old and above was interviewed as respondent.

To determine the condition of men and women in Barangay Salvacion, Puerto Princesa City, four indicators² were gathered, namely, alcoholism, mental stress, access and control of resources, and domestic violence.

Alcoholism

Being used to measure the alcohol dependence of a respondent is the CAGE Screening Instrument. It is a four-point question that is based on four key actions/state of mind: Cut down, Annoyed, Guilty and Eye-opener.

Based on the data results, 57.6 percent of the male respondents who drink beer or any alcoholic beverages are alcohol dependents while 51.7 percent of the female respondents who drink beer or any alcoholic beverages are alcohol dependents. Alcoholism-causing problems in the households are shown to be higher for males at 20.8 percent than for females at 3.4 percent.

Purok Masagana recorded the highest rate of alcoholism for both males and females. More alcohol dependents likewise belong to poor households. Among females, alcohol dependence may also be related to unemployment because 73.3 percent or 11 out of 15 persons who are alcohol dependent are not working. And of the four employed/working alcohol-dependent female workers in the survey, all say that they are underemployed.

As expected, alcoholism among women is an area of concern for barangay and municipal officials inasmuch as it is beginning to cause problems. What may therefore be helpful is to provide additional livelihood and employment opportunities for women, especially those who are separated or widowed, so that they can cope with the responsibilities in the household.

Mental distress

In measuring mental distress for the survey, five key questions were asked. These related to: (a) worrying, (b) strenuous activities, (c) day-to-day enjoyment, (d) unhappiness and depression, and (e) overall happiness.

Results of the survey show that there are 36 out of 162 male respondents, —almost 25 percent of the total male respondents—who were mentally distressed during the survey period. The number was even higher for females, with 51 out of 170 respondents or 30 percent, who were mentally distressed.

Strenuous activities top the list of the factors causing the respondents mental distress, with 40.7 percent

¹See Incorporating gender concerns in the CBMS: the case of Barangay Salvacion. MIMAP Project Updates September 2002.

²For details on the methodology, see MIMAP Research Paper Series No. 57, "Gender and Poverty: The Case of the Philippines (Vol. II, Case Study of Barangay Salvacion)."

INDICATORS

for male stress and 31.8 percent for female stress. In terms of overall happiness in their current situation, on the other hand, the barangay residents listed family as their major source of happiness.

Mental stress is shown to likewise cause several problems among the members in the household. For males, it largely affects their working conditions while for females, their health is affected. For both males and females, mental distress is higher for widowed respondents due perhaps to the load of responsibility in the household. Employment is also a major factor that causes the state of mental stress, especially for women. Seventy-one percent of those female respondents who are mentally stressed are not working while among those who are working, 73.3 percent are underemployed.

Access and control of resources

As a gender-related issue, there is a need to distinguish and define access and control of resources. Access refers to the opportunity of a person to make use of certain existing resources such as political or economic resources, and time. On the other hand, control is the ability of a person to define the use of given resources and impose that definition on others (NCRFW 1993).

For the purposes of this report, the discussion of resources is limited to pure tangible assets of the households.

In this regard, 88.4 percent of the households in Barangay Salvacion own a house. And among appli-

ances, the radio is still the most favored because 74 percent of the households are shown to have one.

No household owns the following: commercial land, car, microwave oven and airconditioning unit. These appliances are not considered as necessities in the household. There are more basic assets that need to be prioritized such as poultry and livestock, agricultural and homestead land, all of which are directly related to income and food.

Meanwhile, one common trait observed among the households during the survey is in terms of the acquisition and disposal of properties, based on whether the property is personal or belonging to the other members of the household. While the situation may differ in other barangays, the survey revealed that household members, especially couples, share decisions in terms of acquisition and disposal of assets. They consult spouses and sometimes other members of the household in the purchase of assets. For smaller items, especially food, though, they no longer consult other members, indicating that in areas where resources are scarce and where there is a higher premium in their value, decisions in acquiring or disposing them require consultation in the households.

Domestic violence

A particularly sensitive issue among households is domestic violence. Female respondents, mostly wives, were asked if there were members of the households who were victims of domestic violence during the past year. Out of the 181 households, only six or 3.1 percent of the house-

holds reported having members who were victims of domestic violence.

Of the six households, there were three males and four female victims. Violence committed to all the seven victims was physical in nature. In particular, two adult males suffered from violence resulting from disobedience to spouse or elders and alcohol abuse while the cause of violence of the other victim—a child aged 5—was from an accident. On the other hand, violence was committed to female victims due to alcohol abuse, fight over property and marital misunderstanding.

The violence to male victims were committed by household members who are older in age such as father, brother and uncle while domestic violence to the four female victims were committed by husbands and a father-in-law. All the perpetrators of domestic violence are males.

It is worthy to note that of the four female victims, two are wives who are considered mentally distressed based on their survey responses. They are victims of domestic violence committed by their husbands who, in turn, were found to be alcohol dependents.

While cases of domestic violence were revealed during the survey, the victims on the whole do not admit to having been victims of violence; thus, the relatively low record of incidents. It is usually the relatives who disclose the stories of violence in the household.

⇒ 12

MIMAP PROJECT UPDATES

MIMAP-CBMS Network Coordinating Team
Rm. I-1016, 10th Flr. Angelo King International Center
Estrada cor. Arellano Streets, Malate, Manila 1004, Philippines

ANYCK DAUPHIN


Senior Program Officer

International Development Research Center (IDRC)

PO Box 8500

Ottawa, Ontario

K16 3H9, Canada



PRINTED MATTER

Analyzing gender...(from page 11)

Interrelationship among indicators

How are all these indicators inter-related? Consider these findings.

Three out of the four female victims of domestic violence are mentally stressed.

Males registered 55.6 percent for both alcohol dependence and mental stress whereas among women, only 5.9 percent were found to be alcohol dependent and mentally stressed.

One male and one female who are alcohol dependents are also victims of domestic violence.

When all three indicators were tabulated, one finding stood out: there was one respondent who was mentally stressed, alcohol dependent and a victim of domestic violence committed by her husband who was also found to be alcohol dependent.

JPA **MIMAP**

Announcement

Please be informed that this is the last issue of the MIMAP Project Updates-Philippines. Starting December 2003, research findings, activities and recent developments about MIMAP and its thematic networks shall be disseminated through a new quarterly publication called the MIMAP-CBMS Network Updates.

Erratum

In the September 2002 issue of the *MIMAP Project Updates*, the research results article, "Incorporating gender concerns in the CBMS: the case of Barangay Salvacion" misquoted the National Statistical Coordination Board as having released food thresholds for the year 2001. The unofficial 2001 food threshold cited in the article was computed by inflating the 2000 food threshold using consumer price indices (CPI) for 2000 and 2001. The poor being referred therein are the "subsistence poor households."

Meanwhile, poverty data in the said article refer to the number of subsistence poor "households" and not of "families" as what is being considered in the *Family Income and Expenditures Survey*.

MIMAP Project Updates-Philippines is the quarterly newsletter of the MIMAP-CBMS Network Project. This work was carried out with the aid of a grant from the International Development Research Centre, Ottawa, Canada.

The *Updates* may now be downloaded in Adobe Acrobat format for free from the Project's website. The site can be accessed through <http://www.panasia.org.sg/mimapph>.

For inquiries, please write or call:

MIMAP-CBMS Network Coordinating Team
Rm. I-1016, 10th Floor
Angelo King International Center
Estrada corner Arellano Streets,
Malate, Manila 1004, Philippines
Tel No: (632) 524-5333
Telefax No: (632) 526-2067
E-mail: mimap@csb.dlsu.edu.ph

Editorial Staff

Celia M. Reyes
Editor-in-Chief

Jennifer P.T. Liguton
Managing Editor

Jasminda P. Asiro, Joel E. Bancolita
Kenneth C. Ilarde
Bernadette E. Mandap
and Lani E. Valencia
Researchers/Writers

Jane C. Alcantara
Lay-out and Design