

FINAL REPORT

Final evaluation of the Open Data for Development (Phase III) Initiative of the International Development Research Centre

Submitted by: Dena Lomofsky,
Elena Mancebo, Sheridan-Lee Percival,
Petronella Ncube and Shu-aat Davids



SOUTHERN HEMISPHERE
CREATE MEANINGFUL CHANGE

Contents

Acknowledgements	v
Abbreviations	vi
Executive summary	1
The OD4D program.....	1
Evaluation background and methods.....	2
Evaluation findings.....	2
Considerations for the transition to a Data for Development Network?.....	7
1. Introduction	9
The OD4D program.....	9
2. The Evaluation	11
2.1 Evaluation objectives and scope.....	11
2.2 Users of the evaluation.....	11
2.3 Methodology and sample.....	12
Sharing and validating findings.....	13
2.4 Limitations to the study.....	13
A comment on the indicators.....	13
3. Objective 1: Gender equity and inclusion (women and LGBTQI+)	14
3.1 Effectiveness – Objective 1: Gender equity and inclusion.....	16
3.1.1 Integration of gender into all projects.....	16
3.1.2 How did OD4D III projects address gender?.....	18
Examples of how IDRC projects advanced gender work.....	18
Publishing and showcasing the value of a gender and inclusion focus.....	20
Testing inclusive and empowering research methods.....	20
3.2 Objective 1: Outcomes.....	21
Influence of OD4D on respondents’ awareness and understanding of gender issues.....	25
Awareness of OD4D products.....	27
3.3 Enablers and barriers.....	28
Key point summary.....	30
4. Objective 2: Data innovations contribution to good governance and development	31
Overview.....	31
4.1 Effectiveness – Objective 2: Innovation for good governance and development.....	32
4.1.1 A sectoral focus.....	33
4.1.2 Knowledge translation, uptake and scaling.....	34
4.1.3 Integration of global initiative and regional hubs.....	35
4.1.4 Pathways to scaling innovations.....	36
4.2 Objective 2: Outcomes.....	38
4.3 Enablers and barriers.....	40
5. Objective 3: Improving data capacity: what works?	43
Overview.....	43
5.1 Effectiveness - Objective 3: Improving data capacity.....	44
How has OD4D contributed to capacity or sustainability of open data work in general and for GEI and LGBTQI+ groups?.....	45

5.2 Objective 3: Outcomes	45
5.3 Enablers and barriers.....	50
6. Objective 4: Supporting southern voices in data policy making	51
Overview	51
6.1 Effectiveness – Objective 4: Supporting southern voices in data policy-making	52
6.2 Objective 4: Outcomes	55
6.3 Enablers and barriers	57
7. Objective 5: Strengthening the OD4D network sustainability.....	59
7.1 Effectiveness of the OD4D network.....	59
7.2 Nature and function of the six hubs and how they influence sustainability	62
7.2.1 Community building and convening	62
7.2.2 Amplification and advocacy	63
7.2.3 Knowledge management	64
7.2.4 Resource mobilisation	64
7.3 To what degree do members of OD4D’s regional network share a clear vision for the network?	66
7.4 What role should the network coordinating agency play going forward to maximise the OD4D network’s sustainability potential?	67
7.5 Objective 5: Outcomes	69
7.6 Enablers and barriers for network sustainability	71
8. Effects of COVID-19 on programme implementation.....	72
9. Lessons learned	74
9.1 Objective 1 – Gender equity and inclusion.....	74
9.2 Objective 2 – Innovation and scaling	74
9.3 Objective 3 – Capacity strengthening	74
9.4 Objective 4 – Southern voices.....	75
9.5 Objective 5 – Networks	75
10. Conclusions	76
11. Considerations for the transition to a Data for Development Network?.....	78
Strengthening the network.....	78
Strengthening the supply and demand for open data for development research and innovations	79
Strengthening gender equity and inclusion	79
Capacity strengthening	80
Southern voices.....	80
Bibliography	81
Annexure A: Alignment of OD4D III programme and project objectives – overview	85
Annexure B: Evaluation matrix.....	86
Annexure C: Outline of the methodology	92
The evaluation process	92
Qualitative data collection and sampling	92
Online survey to boundary partners	93
Data analysis	93
Type of organisation	94
Gender.....	94
Sharing and validating findings.....	94

List of Tables

Table 1: Evaluation sample	12
Table 2: Objective 1: Driving inclusion and gender equality with better data and open government	15
Table 3: Enablers and barriers for Objective 1 GEI	29
Table 4: Outcomes and indicators for Objective 2. Understanding how data innovation is contributing to good governance and development	32
Table 5: Enablers and barriers for Objective 2.....	41
Table 6: Objective 3: Improving data capacity	44
Table 7: Examples of short-term outcomes as a result of OD4D capacity strengthening initiatives.....	48
Table 8: Enablers and barriers of Objective 3.....	50
Table 9: Objective 4: Supporting southern voices in data policymaking indicator table.....	52
Table 10: OD4D hubs in the global south with project-specific objectives related to capacity strengthening	53
Table 11: Short-term outcomes as a result of OD4D activities supporting southern voices in data policymaking	56
Table 12: Enablers and barriers of Objective 4.....	57
Table 13: Objective 5: Maintaining the sustainability of the OD4D	60
Table 14: SWOT analysis on the network's sustainability	68
Table 15: Enablers and barriers for network sustainability.....	71

List of Figures

Figure 1: Summary of results achieved	4
Figure 2: Gender markers in projects of OD4D boundary partners	18
Figure 3: OGP model to advance gender in open data	19
Figure 4: Word cloud – NAP commitments by country and geographical level.....	21
Figure 5: Perceptions of grantees' stakeholders on advances in use of data to advance rights of women (n=57).....	22
Figure 6: Perceptions of grantees' stakeholders on advances in use of data to advance rights of sexual minorities (n=57)	22
Figure 7: Increased awareness and understanding of gender issues from involvement in OD4D activities (survey data)	26
Figure 8: Word-cloud – contribution of OD4D to greater awareness of gender.....	27
Figure 9: Awareness of aspects of OD4D (survey data).....	27
Figure 10: Boundary partners' perception of OD4D's capacity building to strengthen use of data to advance gender equity and inclusion.....	47
Figure 11: Boundary partners' perception of OD4D's capacity building to generate data to advance gender equity and inclusion	47
Figure 12: Diagram of network structure (self-generated).....	61
Figure 13: Evaluation process	92
Figure 14: Response rate by gender and type of organisation	94

Boxes

Box 1: Descriptions of the gender markers (source: IDRC Draft Gender Programming Framework, 2020).....	17
Box 2: Profile of survey respondents	26
Box 3: Outcome story on gender equity and inclusion - Feminist Open Government	28
Box 4: Outcome story on innovation and scaling data production and use	40
Box 5: Outcome story on capacity strengthening	49
Box 6: Outcome story, Southern Voices in the World Development Report (WDR) of the World Bank.....	57
Box 7: Network Functions Approach.....	61
Box 8: Outcome story on new regional partnerships in OD in Mekong region	70

Acknowledgements

Southern Hemisphere would like to acknowledge Fernando Perini and Amy Etherington from IDRC for their support and participation during this final evaluation of OD4D phase III. We would also like to acknowledge the contributions of independent expert, Simon Hearn, for his key insights into network development and sustainability.

We would like to extend a special thank you to the colleagues at Data for Development, particularly Steve Walker and Ana Sofia Ruiz, who provided us with much needed data and information on the progress of OD4D phase III, which helped inform the evaluation findings.

We would also like to acknowledge all of the OD4D stakeholders who provided their time and valuable input into this evaluation, particularly representatives from the OD4D regional hubs namely AODN, CAFDO, ILDA, MENA and ODAAsia; as well as global partners – Global Data Barometer, Gender Pay Gaps, Open Government Partnerships and external stakeholders who participated in the focus group discussions: Open Data Charter, Open Data Watch and external partners such as the World Bank. We would also like to thank the Hewlett Foundation and Global Affairs Canada for their participation.

We hope that this final evaluation report will not only contribute towards the accountability of the OD4D programme, but also to learning that will inform future research funding initiatives, such as Data for Development.

Funders:



Global Affairs
Canada



Canada

Credits:

This evaluation was conducted by Southern Hemisphere for the OD4D III initiative;
Layout and graphic design by Jaywalk Design

Abbreviations

AI	Artificial intelligence
AODP	Asian Open Data Partnerships
AODN	African Open Data Network
AUC	American University in Cairo
CAFDO	African Francophone Open Data Community
CSOD	Caribbean School of Data
EWMI	East-West Management Institute’s Open Development Initiative
FMARD	Federal Ministry of Agriculture and Rural Development
FOGO	Feminist Open Government
GDB	Global Data Barometer
GEI	Gender Equity and Inclusion
ICT	Information and Communication Technologies
IDRC	International Development Research Centre
IDS	Indigenous Data Sovereignty
ILDA	Iniciativa Latinoamericana por los Datos Abiertos
IRM	Independent Reporting Mechanism
JOSA	Jordan Open Source Association
KII	Key Informant Interviews
KT	Knowledge translation
LMIC	Lower-to-middle income countries
MENA	Middle East and North Africa
NAP	National Action Plans
NAPS	National Action Plans
NFA	Network Functions Approach
OD	Open Data
ODC	Open Data Charter
OGP	Open Government Programme
PAD	Project Approval Documents
SSI	Semi-structured interviews
SU	Support Unit
TIOGA	Towards an Inclusive Open Government in Africa
ToC	Theory of Change
WWBI	World Bank’s Worldwide Bureaucracy Indicators

Executive summary

The twenty-first century has seen the rise of new kinds of global challenges such as the climate crisis, the COVID-19 pandemic and racial, gender, sexual and economic injustices. These challenges connect us all and they require trust, cooperation and mutual respect between countries and people groups but they also require timely, accurate and actionable evidence. Transparency and accountability in public and private institutions is essential to address and overcome these kinds of interconnected, complex challenges, and open data is a key tool to achieving this. The Open Data for Development (OD4D) program is a global partnership to advance the availability, use and impact of open data in government, civil society and private sectors. “Open data is digital data that is made available with the technical and legal characteristics necessary for it to be freely used, reused, and redistributed by anyone, anytime, anywhere.” OD4D is an initiative that aims to increase the availability of quality Open Data (OD) and its use by actors in government, civil society, and the private sector for greater social good. The OD4D program began in 2015, and is currently coming to the end of its third phase (2020 - 2022), and is supported the International Development Research Centre (IDRC), Hewlett Foundation and Global Affairs Canada.

In October 2021, IDRC contracted Southern Hemisphere to conduct a final evaluation of the program, focused on Phase III. The results of this evaluation are presented in this report.

The OD4D program

OD4D’s approach to advancing the global OD agenda is two-fold:

- 1) to promote and support a global network of **six regional hubs** that can identify OD priorities and build a regional eco-system to generate, release and use data for good.
- 2) to support **four initiatives of global reach in selected thematic areas**, namely, governance and accountability in open data; feminist policy and practice; gender pay gap and unpaid care work; and inclusive procurement practices.



The overall objective of OD4D phase III is to advance the use of data for improving gender equality and inclusion (GEI), good governance, and economic growth. OD4D III had five objectives, namely:

Objective 1 - Driving inclusion and gender equality with better data and open government

Objective 2 - Demonstrating how data innovation contributes to good governance

Objective 3 - Improving Data capacity - what works?: Explore, share and scale key findings on effective ways to build capacity in key stakeholder groups

Objective 4 - Supporting Southern Voices in data policy-making: bring diverse groups’ perspectives to inform data governance and data sharing policies and approaches; and

Objective 5 - Maintaining the sustainability of the OD4D network and regional hubs to support systemic change efforts

Evaluation background and methods

The **purpose of the evaluation** was to account for the progress made by OD4D III, and the extent to which the program achieved its intended goals as well as to identify key lessons and recommendations for the future sustainability of the regional hubs and the network.

The **primary users** of this evaluation are the OD4D program staff and OD4D's network. The OD4D network will also use the evaluation to generate lessons and inform potential future collaborations on related themes.

A user-focused, participatory, mixed methods **evaluation design** was used in the evaluation. The Network Functions Approach (NFA) was also incorporated to assess to what extent the network form and functions supported its future sustainability.

The **evaluation methodology** included a document review, 20 virtual individual interviews (2 key informant and 18 semi-structured) and three focus groups discussion (FGDs) which ensured that a range of stakeholders participated in the evaluation including IDRC staff, donors, regional hubs, and global project representatives). A total of 57 OD4D III boundary partners (these are organisations who work with the regional hubs from various sectors) participated in an online survey focused on the gender equity and inclusion aspect of the program. Outcome stories were harvested by the evaluation team in cooperation with respondents. The evaluation team is satisfied that there were no limitations which affected the quality of the data. One key challenge, however, has been reporting results for LGBTQ+ populations as it is hard to get disaggregated data on sexual minorities as they remain a largely hidden population in many regions due to risks for being identified.

Evaluation findings

The evaluation of OD4D III has shown that the program purposefully and strategically built on the successes of the previous two phases. The program design was well constructed in that the objectives were relevant, and mutually reinforcing. The program has largely been effective and all of the 28 targets, bar one, have been met or surpassed. Examples of targets that were exceeded are in the box below. The one target that was not met yet is due to COVID-19 travel restrictions, and travel support is resuming now that some of the restrictions have been lifted.

OBJECTIVE: The **OD4D** initiative is a global partnership to grow the availability of quality open data as well as its use by actors in government, civil society, and the private sector. **OD4D III** moves the Open Data field forward with a focus on gender equity and inclusion, scaling innovation, capacity strengthening, raising Southern Voices and consolidating the **OD4D** network.

KEY STRATEGIES:



Research

Knowledge
MobilizationCapacity
StrengtheningConvening the
Community

THEMATIC AREAS INCLUDE:

gender equity and inclusion

good governance

climate change

gender-based violence

public procurement

KEY STATISTICS:

51 new commitments in national OGP Action Plans include a gender or LGBTQ+ component (largely because gender became mainstreamed into the OGP Action Plan process, which is a great advance)

5 new pilot programs or practices to support better governance and / or increase gender equality (target of 1-5)

8 scaled innovations to use data to create positive impact in the global south

30 research outputs about gender data

4 gendered data standards (e.g. care work, femicides)

109 countries tracked in the Global Data Barometer (target was 100)

29 innovative tools for data for development (target was 5-8 innovations and test cases)

3 686 participants from the global south participated in global or regional events

more than

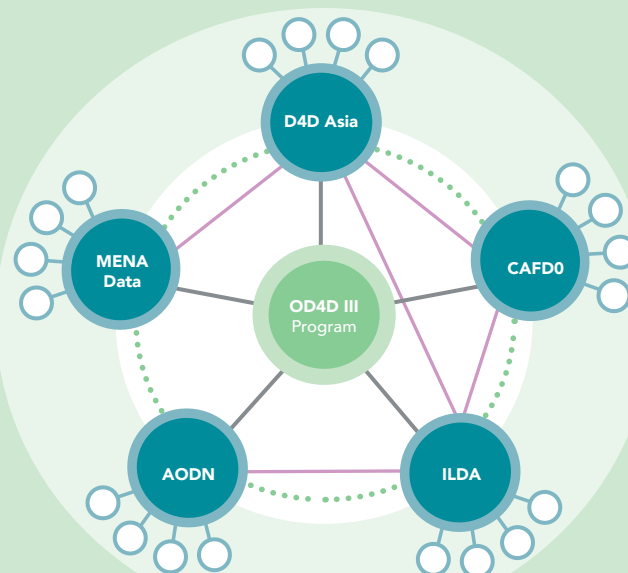
50 women's rights groups engaged in open government practices and data production consultations (this number is high because it includes the participation of women's groups in events)

1408 people mainly from the global south participated in capacity development activities (target was 200)



6 regional hubs & **4** initiatives of global reach

"...We still feel part of something bigger when we have relationships [with other network members]"
(SSI, grantee)



Global projects as part of the global Open Data ecosystem

Hub-hub relationship at various levels of strength

Hub-to-OD4D program relationship

Global projects: Global Data Barometer | Open Government Partnership | Gender Pay Gaps

"Indonesian government has issued several regulations concerning the use of gender data in the policy development." (Survey, respondent)

"I know southern voices are now around the table, but they are certainly not at the forefront ..., so there is still some work to do." (SSI, funder)

OD4D III has made a significant contribution to the Open Data field, particularly in terms of gender, equity and inclusion and the strengthening of Southern Voices. There are many strengths and lessons arising from this phase that can be taken forward into future initiatives.

Figure 1: Summary of results achieved

Objective	Assessment
Objective 1: Gender equity and inclusion	Excellent advances on gender sensitive and gender transformative goals; particularly in enabling environment and OGP commitments; standards
Objective 2: Data innovation's contribution to good governance and development	Innovation expectations exceeded, but impact case still needs to be stronger
Objective 3: Improving data capacity	Excellent advances made – 79 data literacy teaching tools & synthesis study on framework for data capacity building; expanding eco-system such as women's groups, journalists
Objective 4: southern voices	Progress in all hubs, still uneven. Affected by COVID-19
Objective 5: Sustainability of the network	Promising signs of greater cohesion – more to be done on shared vision; identity; south-south cooperation

*note: Dark green = exceed targets; light green = achieved targets

Below we highlight key findings, lessons learned and recommendations from the evaluation according to program objectives.



Objective 1: Gender equity and inclusion (women, and LGBTQI+):

The evaluation found that the OD4D III program advanced gender, equity and inclusion in the OD field by ensuring gender is integrated across all projects. The mix of *gender specific* and *gender integrated* projects helped advance this agenda, as the gender specific projects were able to focus on developing methods and standards that could be used by others. As a result, the broader OD4D community has increased its ability to generate and use data to advance the rights of women and other marginalized groups.

The evaluation also found that there are still gaps in the capacity of researchers, including knowledge of appropriate research methods, to work with marginalized or hard-to-reach populations. The sector also lacks standards and disaggregated data to advance gender equity.

- Lessons learned and recommendations:
 - Implementing gender transformative research approaches is challenging and requires new skills, research methods and sensitivities. The need for capacity strengthening in research methods for gender equity and inclusion is apparent. Any future programme should build opportunities for capacity strengthening in research skills for gender equity and inclusion.
 - The continued development of standards is important to help with the scaling of open data, and gender standards are of critical importance to make advances in GEI.
 - However, the infrastructure and capacity to generate and use open data, especially gender disaggregated data in many countries is still under-developed. Further data on sexual minorities is still difficult to collect because they remain a population group that is discriminated against and at risk of violence or arrest if identified.



Objective 2: Data innovations contribution to good governance and development:

By the end of OD4D III, more governments and development practitioners globally recognise the value of data for good governance and development in sectors such as climate change, social safety (gender-based violence) and health. Evaluation participants identified three main strategies OD4D III used to promote data use, uptake and scaling, namely: a greater sectoral focus, knowledge translation, and increased integration of global projects and regional hubs. OD4D's work has resulted in many innovative practical applications for the use of data for public good. For example, collecting data and developing standards on femicide can help reduce this crime and protect women. The main innovations emerging from the OD4D III project are standards, methods and processes, and platforms and dashboards. The evaluation also found that further evidence is needed on the link between data related innovation and better development outcomes.

- Lessons learned and recommendations:
 - There is a need to continue to strengthen both the supply and demand of open data for development research and innovations, and cross-sectoral collaboration including on data privacy and encryption, network censorship data and metadata, AI and data sets.
 - Increasing inter-operability or harmonisation across data standards, policies and governments within and across regions should continue to be a focus to enable better information about regional and global challenges, and also to facilitating the geographical scaling of innovations.
 - A greater investment in the field infrastructure will be important – this includes knowledge management, coordination and possibly also hard infrastructure in some countries to produce and use data. Standards, dashboards, methods and platforms can also be considered infrastructure and are worthy of further investment.



Objective 3: Improving data capacity: what works?

The program's capacity strengthening efforts have brought about several positive changes in the open data landscape including awareness raising on the importance of open data in the global south, helping regional hubs expand their networks, and increased external recognition of regional hub projects.

This has led to important outcomes in the regions such as greater cooperation with government ministries or development partners on data innovation and governance. An IDRC synthesis study on Data Capacity Building in the Global South has made an important contribution to the field by providing an analytical framework to be used in the design of data capacity building programs. Many countries still have very limited capacity for data science and welcome continued capacity strengthening.

- Lessons learned and recommendations:
 - To be effective, capacity building interventions need to be tailored to the needs and level of knowledge of the audience. Programs with global reach should be cognisant of this and allow for needs assessment and customisation. In some instances, after-training support may be needed, such as mentorship or refresher training, , but in many countries there are not enough skilled people to provide this mentorship.
 - The framework for data capacity in the global south developed by IDRC should be promoted amongst the grantees to inform their capacity building programs.



Objective 4: Supporting Southern Voices in data policy making:

The OD4D III program greatly supported southern voices in data policymaking. A prominent example is illustrated by ILDA, in Latin America, taking the lead in running the Global Data Barometer (GDB) initiative. Strengthening regional hubs to expand their networks and evidence base in the global south has been a key strategy under this objective. There is still some way to go to ensure that Southern Voices participate equally in decision making and agenda setting at the global level.

- Lessons learned and recommendations:
 - Future programming should continue to strengthen the presence, influence and voice of southern actors in global spaces. Continued investment in research on open data within the global south is important to ensure the meaningful, evidence informed participation of southern actors in these spaces.
 - Convening more events in the global south is another way to ensure more participation of southern actors and strengthen their voice.



Objective 5: Strengthening the OD4D network sustainability:

The OD4D program successfully used a network approach to support its objectives. Successful strategic choices were made to integrate global projects and region hubs (such as with the Global Data Barometer) which strengthened cooperation amongst the grantees in the network. Efforts to improve knowledge management and collaboration were strengthened in this phase of the program, and there is some evidence of shared learning and cross-hub collaboration. There is a desire by the partners to engage in more of this in the future and to have stronger systems to support collaborative learning. Through the OD4D, IDRC has contributed to building the global open data ecosystem, thus laying the foundation for scaling and sustainability of regional initiatives amongst network partners and beyond. The program's transition to data for development with a stronger focus on knowledge management and collaboration opens considerable opportunities for growth and sustainability of the network.

- Lessons learned and recommendations:
 - Knowledge management can be an important function to sustain the network, however without appropriate hard and soft infrastructure it is unlikely that the network will be sustained. It is recommended for future programmes to consider how to strengthen the knowledge management of the network, in terms of both hard and soft infrastructure.
 - The network requires coordination to consolidate the gains that have been made so far. Knowledge management, learning and sharing, collaboration and cooperation between network members has emerged as important for facilitation greater cohesion amongst network members. This is important for the sustainability of the network and for ensuring that innovations emerging from the research grants can be scaled across the network.

Considerations for the transition to a Data for Development Network?

IDRC and the OD4D Network was exploring the establishment of a new program on “Data for Development” at the time of this evaluation. As such, the terms of reference requested that the evaluation identify insights and lessons learned from OD4D to inform the design this new initiative.. The following considerations from the evaluation should help to strengthen the design of the D4D initiative and continue the legacy of Od4D in the new formation. **Encourage collaboration to strengthen the future D4D network:** OD4D network members have appreciated and benefited from strengthened efforts in phase III to encourage greater collaboration amongst network members. They have also asked for more of it. As a result, greater collaboration amongst network membership should be encouraged. This collaboration should be built on a shared vision, and encouraged through opportunities for knowledge sharing and collaborative learning, and the provision of infrastructure for collaboration, including flexible funding. The OD4D grantees emphasised that the values of transparency and ‘openness’ were central to the vision and success of the initiative over the years, and that these shared values should continue to inform future D4D activities and provide social cohesion amongst network members. It could focus on the right to information and access to information to support more equitable and sustainable development.

Strengthening the supply and demand of open data for development research and innovations:

There is major opportunity to scale open data innovations to enhance the public good that are emerging from the OD4D network and other partners. To maximise these opportunities the OD4D network should:

- continue efforts to expand the data eco-system globally and in the regions, and ensure that the data eco-system includes partners for scaling such as governments and other development partners
- continue to support governments to produce, analyse and use data to address development challenges with a particularly focus on the SDGs to help governments to measure their progress on their existing commitments to the SDGs
- continue to have a sectoral and thematic focus (such as climate change, and gender based violence). The sectoral focus has been a major strategic thrust of OD4D III which enabled greater uptake of open data research through the integration of open data into existing sectoral networks and eco-systems. A sector focus also enables data innovations (such as standards) to be scaled from one country or region to another.
- continue to support opportunities for cross-sectoral collaboration on issues that have been advanced by OD4D such as data privacy, encryption, network censorship data and metadata, AI, and data sets.
- Greater investment in the field infrastructure will be important – this includes knowledge management, coordination and possibly also hard infrastructure in some countries to produce and use data. Standards, dashboards, methods and platforms can also be considered infrastructure and are worthy of further investment.
- Continued efforts to increase regional and global harmonisation across data standards, policies, and governments will contribute to scaling the impact of data for development.

Strengthening gender equity and inclusion: Gender equity and inclusion should remain a focus of D4D and the push for greater mainstreaming of gender disaggregated data and other gender OGP commitments should continue. As the D4D agenda will continue to support a thematic and sectoral focus, there is an opportunity to ensure that gender disaggregated data, standards and protocols are integrated into the thematic sectors, possibly in line with the SDGs. Ongoing capacity strengthening and advocacy for GEI in the sector are needed.

Capacity strengthening: OD4D has a strong basis to develop capacity building programmes for open data as a result of its investment in capacity strengthening initiatives. Further, IDRC has invested in learning about capacity strengthening across its data work. As such, OD4D should consider supporting the development of a more structured way to promote capacity development, including developing a resource of training programmes to harness the rich capacity strengthening investment made by the program. The Analytical Framework for Capacity Strengthening that emerged from the IDRC synthesis study on capacity strengthening in open data should be used to inform future program design.

Southern voices: Regional strategies should inform the work of the regional hubs, especially as D4D expands its partners in each of the regions. These can be linked to regional initiatives such as the African Digital Transformation Agenda, and informed by global concerns. Ongoing support for southern actors to increase their voice and influence will strengthen their ability to lead in regional and international spaces and improve the relevance of the open data strategies internationally. Strategies for this include integration of global projects and regional hubs, co-creation with southern actors, and strengthen the cohesion of the network.

1. Introduction

The Open Data for Development Program (OD4D) is an initiative of the International Development Research Centre (IDRC). It is rooted in the concept of Open Data (OD), which posits that governmental data should be freely available to everyone, with the option of redistributing it in any form without running the risk of copyright restrictions¹. OD gained popularity within academic circles because it aimed to ensure free access to academic data published in special digital depositories². Research has shown that OD has directly contributed to tangible development outcomes in certain settings by improving transparency and accountability and highlighting issues of inclusion and empowerment³. This is specifically relevant to marginalised groups like women and girls, and sexual and racial minorities.

The OD4D program

The OD4D program is a global partnership that aims to increase the availability of quality OD and its use by government, civil society and the private sector. The OD4D program comprises three phases, with the program currently in its third phase (2020–2022). The first two phases of OD4D could be described as field building stages.

- The first phase of the OD4D program (2015–2017) was funded by the World Bank, Global Affairs Canada, IDRC and the United Kingdom's Department for International Development. OD4D I focused on developing regional hubs and networks, producing a plethora of research and hosting several global and regional events.
- The second phase of the program (2018–2020) received funding from the Hewlett Foundation and Global Affairs Canada. This phase shifted its focus toward creating new opportunities to explore gender and data via the Feminist Open Government Initiative.
- The third phase of the program (2020–2022) received funding from Global Affairs Canada, the Hewlett Foundation and IDRC. The overall objective of phase III (the focus of this evaluation) is to advance the use of data for improving gender equality and inclusion, good governance and economic growth.

OD4D's approach to advancing the global OD agenda is two-fold⁴:

- To **promote and support a global network of six regional hubs** that can identify local priorities, pilot data innovations, create standards, inform the creation of digital infrastructure and build capacity and expertise in governments and civil society. The hubs aim to drive regional collaboration and build sustainable local eco-systems to release and use data for social good.
- To **support four initiatives of global reach in selected thematic areas**. These include governance and accountability in open data, feminist policy and practice, gender pay gap and unpaid care work, and inclusive procurement practices.

1 Kassen, M. (2013). A promising phenomenon of open data: A case study of the Chicago open data project. *Government Information Quarterly*, vol. 30 (4). Available at: <http://dx.doi.org/10.1016/j.giq.2013.05.012>

2 Murray-Rust, P. (2008). Open Data in Science. *Nature Precedings*. Available at: <http://doi.org/10.1038/npre.2008.1526.1>

3 Davies, T. & Perini, F. (2016). Researching the emerging impacts of open data: revisiting the ODDC conceptual framework. *The Journal of Community Informatics*, vol. 12. Available at: <http://doi.org/10.15353/joci.v12i2.3246>

4 Information extracted from the Terms of Reference for this evaluation.

OD4D III had five objectives namely:



Objective 1 - Driving **inclusion and gender equality** with better data and open government: Pilot initiatives will aim to engage gender groups, women's networks, indigenous communities, people with disabilities, LGBTQ+ communities, ethnic minorities and displaced peoples, to bring their needs (and data) to the table;



Objective 2 - Demonstrating how **data innovation** contributes to good governance: Capture better evidence and inform broader learning on how data is and is not being used to support development outcomes in diverse domains, how gender data can contribute to better governance, and assess the impact of the social, economic and technological innovations emerging from data;



Objective 3 - Improving Data capacity - what works?: Explore, share and scale key findings on effective ways to build capacity in key stakeholder groups;



Objective 4 - Supporting **Southern Voices** in data policy-making: bring diverse groups' perspectives to inform data governance and data sharing policies and approaches; and



Objective 5 - Maintaining the **sustainability of the OD4D network** and regional hubs to support systemic change efforts: Build local leadership, including the capacity of high-quality research, inclusive practices and adaptive management principles.

IDRC contracted Southern Hemisphere in October 2021 to conduct the final evaluation of the OD4D III Initiative. The evaluation concludes in July 2022. An overview of the evaluation methodology is provided below.

2. The Evaluation

The report provides an overview of the evaluation approach and process followed. It then concludes with lessons learned and recommendations.

2.1 Evaluation objectives and scope⁵

This evaluation of OD4D phase III has two primary components:

- 1 **Accountability** (assessing the extent to which OD4D has achieved its intended goals)
 - To assess what progress has OD4D made towards its five intended outcomes in relation to its intended impact pathway.
 - To identify in which ways the program contributes to these outcomes (including successes, challenges, focus on issues of gender, LGBTQI+, good governance, data capacity, integration of open data into the broader data for development field, and supporting southern voices).
 - How strategic the program has been, including its response to the 2017 evaluation results.
 - How the strategic decision-making has contributed to program outcomes.
- 2 **Learning** (highlighting key lessons and recommendations to facilitate the sustainability of the regional hubs and the network for future endeavours)
 - To assess the network approach and its sustainability, as well as modalities to support system change (including appropriateness of the network approach).
 - To identify lessons to inform the future research funding initiatives, like Data for Development.

2.2 Users of the evaluation

The OD4D program staff and OD4D's network are the primary users of this evaluation. The evaluation will provide insight and guidance to determine results of the final phase of the initiative. The OD4D network will also use the evaluation to generate lessons and inform potential future collaborations on related themes.

Other audiences, who may be interested in the evaluation insights, include:

- IDRC management
- Co-funding donors in addition to IDRC (Global Affairs Canada and the Hewlett Foundation)
- Other stakeholders that are part of the Open Data for Development community.

⁵ Information extracted from the OD4D Terms of Reference.

2.3 Methodology and sample

This section of the report provides a brief overview of the evaluation design and methodology used for this evaluation. For a complete outline of the evaluation design and methodology, see [Annexure C](#).

The evaluation used a mixed methods approach, which involves collecting a combination of quantitative and qualitative data, from both primary and secondary sources. **Primary data collection** included qualitative interviews (both key informant and semi-structured interviews (SSI), focus group discussions (FGDs) and a survey. Two key informant interviews (KIIs), 18 SSIs, three FGDs and one online survey were conducted.

The **secondary data collection** included a comprehensive review of key program documents such as annual reports, evaluation reports, project approval documents, technical reports and other project outputs, as well as monitoring data collection for the production of the second annual report.

The evaluation also included the **Network Functions Approach (NFA)**⁶, which explores the forms and functions of the OD4D network to assess if they support the sustainability of the network.

The evaluation team worked in consultation with and in a participatory way with OD4D stakeholders in the evaluation design and implementation process.

The sample was purposively selected together with the OD4D lead to include the most knowledgeable stakeholders about the program.

Examples of core network functions include building community, mobilizing resources, convening stakeholders, amplifying voices, and filtering knowledge.

Table 1: Evaluation sample

DATA COLLECTION TOOL	STAKEHOLDER	ACTUAL	FOCUS OF DATA COLLECTION METHOD
KIIs	IDRC staff	2	Background to the evaluation, status and degree of implementation and understanding network sustainability
SSIs	PROJECTS		
	Regional hubs (D4D Asia; AODN (African Open Data Network); ILDA; CAFDO; MENA data)	7	<ul style="list-style-type: none"> Effectiveness of the OD4D phase III program Sustainability of the hubs, network and alignment to future work around D4D more broadly
	Global Projects	5	<ul style="list-style-type: none"> Lessons learned
	IDRC staff	4	
	International donors	2	
FGDs	1 x regional hubs; 1 x global projects; 1 x IDRC staff, donors and other development agencies	3	Future of the network (beyond OD4D) and lessons stakeholders would like to carry on from OD4D to D4D
Survey	The respondents were project partners of the OD4D grantees i.e., their boundary partners whom they are working with or hoping to influence	57	<ul style="list-style-type: none"> Gender equity and Inclusion Lessons learned

⁶ The Network Functions Approach was developed by Enrique Mendizabal and Ben Ramalingham at the Overseas Development Institute (ODI), drawing from work by Stephen Yeo, Peter DaCosta and Enrique Mendizabal in the evaluation of the SISERA network in Africa, to understand and strengthen networks. Information gained from the Inception Report.

- The qualitative data (SSI, KII and FGD) was coded using NVIVO 12 and a thematic analysis was conducted on the data. A top-level analysis of the interview data was used to stimulate discussions in the focus groups.
- The survey data was analysed using Excel.
- Outcomes were harvested from the qualitative interviews. They were then categorised according to the project objectives.
- The IDRC project lead was engaged in identifying outcomes to develop further into outcome descriptions.

Sharing and validating findings

The evaluation team has shared the findings of the report with OD4D, funders and project partners, and their feedback has been incorporated into this final report.

2.4 Limitations to the study

During this evaluation, we experienced three key challenges:

- The African Francophone Open Data Community (CAFDO) was unable to share the survey with its mailing list due to technical challenges although it provided the evaluators with key contacts. This limited the number of their stakeholders in the survey sample.
- With two contact lists for the online survey outstanding, we do not know the total number of participants the survey was shared with. We have followed up with the hub and the global partner to secure these lists however, no responses were received.
- We initially planned to use an Outcome Harvesting methodology, and we intended to validate the outcome stories with the grantees, but only three outcome stories received engagement from the respondents who proposed the outcomes, and we relied on documentary sources to elaborate the outcomes. We thus decided to shorten these to outcome stories. We did, however, identify and categorise outcomes using an outcome harvesting approach.

A comment on the indicators

The evaluators agreed with OD4D that we would use the outcome indicators and targets as per the project logframe to assess “how well” OD4D had met its targets. Our evaluability assessment in the inception phase showed that the indicators for the outcome level changes could be considered output level indicators. For example, for the outcome *“Strengthened capacity of policy makers to produce and use open data effectively”*, the indicator is *“Number of male and female public servants who have participated in online and offline training and support”*. An indicator that measures the number of people who have been in training does not describe the change resulting from the training. While it does show the extent of capacity strengthening in the field, it does not show whether capacity has indeed been strengthened although we understand the need to harmonise indicators as the network works in different types of activities. As a result, some output indicators became a common denominator found. However, a few qualitative indicators describing behaviour changes by key target groups would have been beneficial for assessing outcomes.

The evaluation has elaborated on the outcomes in a more qualitative way by providing illustrative examples from interviews and documentary sources, and the outcome descriptions have been used to illustrate some of the changes that have come about.



3. Objective 1: Gender equity and inclusion (women and LGBTQI+)

EQ1: To what extent did the program achieve its intended outcomes?

EQ2: How well, and in what ways, has the program been driving inclusion and gender equality within better data and open government?

KEY FINDING

Overall, the project achieved its outcome targets for this objective. The OD4D III program advanced gender and equity and inclusion (GEI) in the OD field by ensuring that each of the projects had a gender element. The mix of gender specific and gender integrated projects also helped as the gender specific projects can focus on developing methods and standards that others can use. This emphasis on gender had positive effects in the broader OD4D community with boundary partners indicating that they had increased their ability to generate and use data to advance the rights of women and other marginalised groups. However, gaps in the capacity of researchers remain, including knowledge of appropriate research methods to work with marginalised or hard to reach populations. There are also too few standards and too little disaggregated data which limits the ability of researchers to make gender informed findings. More needs to be done in this regard.

Data can be a powerful tool to address power imbalances in society. In this program, the focus was on using data to strengthen gender equality and inclusion, including for women and LGBTQI+ groups. Other marginalised groups were also considered, specifically indigenous communities, people with disabilities, ethnic minorities and displaced peoples and migrants.

The evaluators understand inclusion as the ability of people to participate in society and to exercise their agency, as defined in the book on “Making Open Data Inclusive – lessons from IDRC research”.⁷ According to program documents, data provides a tool for citizens and marginalised groups to address power imbalances resulting from asymmetric information⁸ and exercise their rights⁹. A key to achieving this is to ensure that marginalised groups do not remain uncouned, so that the true picture of the challenges that they face becomes visible and can be addressed. As a result, OD4D aimed to ensure that it increased the focus on inclusion and gender equality with better data and open government. To illustrate the paucity of gender data, a 2018 UN Women report¹⁰ on the Sustainable Development Goals (SDGs) states that only 23% of the available data for monitoring gender across the SDGs is from 2010 or later. The report recommends working towards more regular data collection for gender specific analysis, and ensuring that it is good quality and can be compared. This is where data disaggregation and standards become very important.

7 Smith, M.L., Seward, R.K., Mansell, R. and International Development Research Centre (2020). Making open development inclusive lessons from IDRC research. Cambridge, Massachusetts The MIT Press. here <https://idl-bnc-idrc.dspacedirect.org/bitstream/handle/10625/59418/IDL-59418.pdf?sequence=2&isAllowed=y>.

8 Feminist Open Government (2019). Addressing Gender Equity Challenges in Open Government Co-Creation Processes: Case Studies From Latin America, Africa, and Asia. <https://fogo.od4d.net/>.

9 Cobham, A. (2019). The Uncounted. Polity Press. <https://www.wiley.com/en-gb/The+Uncounted-p-9781509536016>.

10 UN Women (2018). “Turning promises into action: Gender equality in the 2030 Agenda for Sustainable Development” <https://www.unwomen.org/en/digital-library/publications/2018/2/gender-equality-in-the-2030-agenda-for-sustainable-development-2018#view>.

The OD4D activities in this objective range from exploring new data-driven tools, practices and policies to enabling inclusive leadership and political influence and supporting the use of data to drive gender equity and civil society engagement in various sectors.

An overview of the program's achievements under Objective 1 is provided below. The results show that the program has effectively achieved its outcome targets, exceeding them in the case of gender commitments in National Action Plans. The information below derives from OD4D monitoring data.

Key:

The traffic light colours indicate achievement against target as follows:

- **dark green** (exceeded); **green** (target met)
- **orange** (target not met with good reason)
- **red** (target not met)

Table 2: Objective 1: Driving inclusion and gender equality with better data and open government

EXPECTED RESULTS	INDICATORS	TARGET	ACTUAL TO DATE	PROGRESS
Intermediate outcomes				
Enhanced gender-aware commitments within government National Action Plans that respond to gender specific constraints on rights implemented (e.g., GBV, pay equity, leadership, access to information, and LGBTQI+ relevant commitments)	#1. Number of implemented Open Government Programme (OGP) commitments (or other government policy arenas) that include a gender component or LGBTQI+ relevant component (developing countries)	5-10 new commitments developed, evidence of implementation in 2-5 commitments	51 new commitments in national OGP Action Plans include a gender or LGBTQI+ component (largely because gender became mainstreamed into the OGP Action Plan process, which is a great advance)	This target was exceeded because gender became mainstreamed into existing OGP commitments. Hence the understanding of the indicator changed during implementation.
Governments and civil society use data on issues relating to women's rights and gender data to inform policy and practice (such as in addressing femicide and gender pay gaps)	#2. Number of scaled approaches that support better governance and/or increased gender equality	1-5 new programs or practices adopted in part as a result of new data	5+ new programs and pilot projects.	
Increased inclusion of women's rights groups and LGBTQI+ groups in consultations and forums (NAP co-creation, consultations, etc.)	#3. Number of new women's rights groups engaged in open government practices and data production consultations	10-15 new groups engaged in countries around the world	50+ women's groups engaged	The number is high because it includes the participation of women's groups in events. The word 'engagement' has been used widely.
	#4. Number of new LGBTQI+ groups engaged in open government practices and data production consultations	5-10 new groups engaged in countries around the world	2 new LGBTQI+ groups engaged 3 new groups on indigenous sovereignty engaged	

EXPECTED RESULTS	INDICATORS	TARGET	ACTUAL TO DATE	PROGRESS
Immediate outcomes				
Increased awareness of how data and open government practices can be used to improve gender equality and inclusion within governments and civil society groups	#5. Number of pilot projects develop new models of producing, using and sharing gender data in specific domains (including capacity building activities)	Up to 8 pilot projects	5 new pilot projects	
Increased knowledge of how gender-sensitive approaches can improve existing domains (public procurement, natural resources governance)	#6. Number of high-quality research studies about gender data	8-10 additional case studies produced for countries or in sectors (Baseline: 13 country case studies and 5 thematic case studies)	30 research studies about gender data	
	#7. Number of inclusive data standards developed (for example on femicide, gender pay gap data)	1 data standard scaled 1-3 additional data standards piloted (Baseline: 1 data standard)	4 data standards developed 1 data standard used in more than 3 countries.	
	#8. Number of outreach tools and processes, stories developed	1 blog per month	53 blogs / outreach tools	

3.1 Effectiveness – Objective 1: Gender equity and inclusion

In this section we explore the strategies OD4D III used to further inclusion and gender equality with better data and open government. This is followed by a closer look at the outcomes achieved.

3.1.1 Integration of gender into all projects

The IDRC draft gender programming framework¹¹ describes two kinds of gender projects:

- **Gender specific projects** are projects where the key research question and key outcomes are on gender equality.
- **Gender integrated projects** are projects where gender is integrated or mainstreamed into other topics. It can be understood along a spectrum of gender markers from gender-blind or limited research, gender-sensitive research, gender responsive research to gender transformative research. IDRC recognises that its projects will represent a mix of gender markers, while they remain aspirational to work towards gender transformative research. IDRC does not fund gender-blind projects. Descriptions of the gender markers are provided in the box below.

¹¹ IDRC (2020). Gender Programming Framework

Box 1: Descriptions of the gender markers (source: IDRC Draft Gender Programming Framework, 2020)

- **Gender-blind:** Does not consider gender at all and could cause harm to women or other gender minorities.
- **Gender-aware:** Gender is considered in the research project's rationale but is not an operative concept in the design and methodology (IDRC categorisation).
- **Gender-sensitive:** Gender is considered in the research project's rationale and is addressed in the project design and methodology but does not (yet) extend to analysis and action to address gender inequalities (IDRC categorisation).
- **Gender responsive:** Gender is considered in the research project's rationale, design, and methodology and is rigorously analysed to inform implementation, communication and influence strategies. (IDRC categorisation)
- **Gender transformative:** Examines, analyses and builds an evidence base to inform long-term practical changes in structural power relations and norms, roles and inequalities that define the differentiated experiences of men and women. Gender transformative research should lead to sustained change through action (e.g., partnerships, outreach, and interventions).

The OD4D III program team took a strategic decision to ensure that all hubs had a gender focus, as one IDRC respondent commented: *"The only strategic commitment across all hubs was gender."* This indicates a high-level commitment from the program to integrate gender into the all the research projects conducted by the hubs.

IDRC also used the global initiatives funded under OD4D III to advance gender and equity. Two examples of global projects with a strong focus on gender are described below, namely the Feminist Open Government Project from the OGP (also written up as an outcomes story in Box 4) and the Global Data Barometer (GDB). The first is an example of a **gender specific project**; the second is of a **gender integrated project**.

A minority of the OD4D projects said that they began integrating gender into their work in 2018/2019 but that this third phase of the project gave them a chance to advance this area of work.

All the projects intended to be either gender transformative (3 hubs and 1 global project) or gender responsive (2 hubs and 3 global projects), as per their project approval documents.¹²

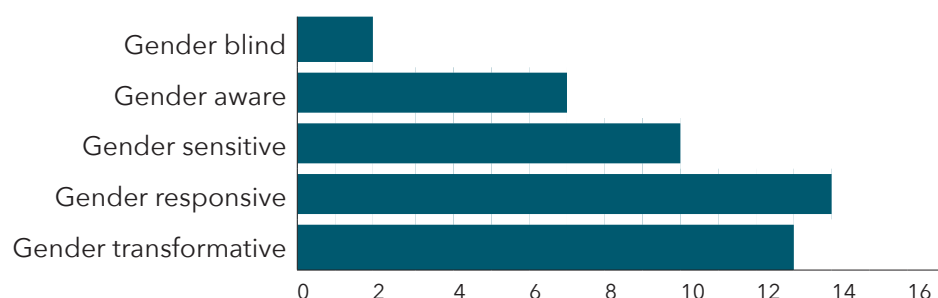
The evaluators have not analysed these projects to see if they have lived up to their intentions, but the monitoring data shows that all projects have reported on gender outcomes and have been able to advance gender in their work through research, capacity building or other events.

In the survey of OD4D boundary partners, most respondents said their research work was either gender responsive (14) or gender transformative (13). This is a positive indication that the IDRC grantees are working with organisations that are also concerned about addressing the systemic challenges of gender inequality.

¹² This is based on the gender markers continuum from IDRC's draft gender framework, which rates projects from gender-blind to gender transformative.

Figure 2: Gender markers in projects of OD4D boundary partners

Gender markers in boundary partner projects (Q13)



3.1.2 How did OD4D III projects address gender?

In this section, we provide examples of how OD4D projects have addressed gender in their work. We then present two themes that emerged from the data about how the program tackled gender inclusion: publishing and showcasing the value of a gender and inclusion focus and testing inclusive and empowering research methods. Developing standards is another way, but this is discussed further in the next section that focused on use and scaling.

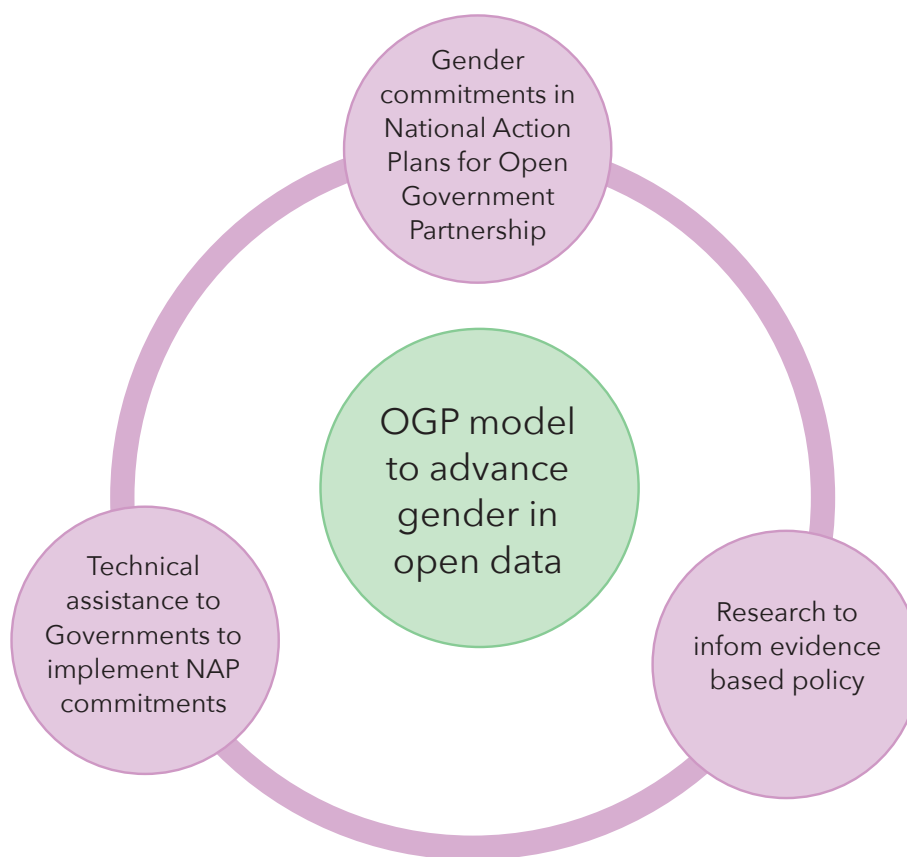
Examples of how IDRC projects advanced gender work

Feminist Open Government: A key strategy of OD4D III was to use the OGP to advance gender work in the open data field through a project titled Feminist Open Government (FOGO). Both IDRC staff and grantees agreed this was a great success and it has been included as an outcome description below. A three-pronged approach was adopted that included: 1) ensuring gender-aware commitments within government National Action Plans that respond to gender specific issues (of which there were 51 new commitments in developing countries as reported by projects during the project period); 2) funding research into gender related topics and; 3) identifying policy recommendations and providing technical assistance to governments to implement the commitments. The OGP used policy windows created by events and summits to include gender in OGP commitments. The key event noted by at least two respondents was the 2019 Open Government Summit in Canada. The OD4D project officers began working with the OGP team and other partners to prepare for the summit in 2018 as described in the quote below:

“We undertook this study ahead of the Canadian summit, which was developed during this OGP 2018 Global Summit in Tbilisi as part of the initial FOGO work. We worked with partners in Asia, Africa and Latin America to map some of the critical challenges. We positioned gender and inclusion in this FOGO stream at the Canadian Summit, and the Canadian government was willing to champion it. And we heard so much excellent feedback because it went from being a topic where maybe there would be a panel or two to what felt like a coherent agenda, and that influenced a lot of other practitioners who might not have been interested in those ideas.”

(SSI, IDRC).

Figure 3: OGP model to advance gender in open data



Global Data Barometer (GDB): The second example is from the GDB, which is a global index study accomplished through a collaboratively designed expert survey. It is intended to be a time series, repeated every 2 years ([GDB website](#)). The GDB took a gender responsive approach, while recognising that it was on a learning journey with this work. The approach, which is written up [here](#), involved:

- producing indicators that can reflect data availability, capability, production and use by all
- identifying cases where data itself should be gender sensitive
- giving countries a higher score if they cater for equitable access to data and provide skills for data use by people of all genders.

The GDB drew on Sonal Zaveri's Gender Analysis for Openness (GAFO) framework, from the *Making Open Development Inclusive* book. The framework calls for an examination of women's power through five different lenses: power to (facilitated through increased skills and capabilities); power with (expressed through participation in collaborative and collective action); power within (i.e., motivation, confidence and self-efficacy); power over (including to overcome resource constraints); and power to empower (e.g., being in a position to champion others). The GDB also draw on an understanding of intersectional inclusion.¹³

13 Smith, M.L., Seward, R.K., Mansell, R. and International Development Research Centre (2020). Making open development inclusive lessons from IDRC research. Cambridge, Massachusetts The MIT Press. Series: International development research centre series found here <https://idl-bnc-idrc.dspacedirect.org/bitstream/handle/10625/59418/IDL-59418.pdf?sequence=2&isAllowed=y> in Chawanaon, F "Putting gender equity and inclusion at the heart of the Global Data Barometer" February 19, 2021, <https://globaldatabarometer.org/2021/02/putting-gender-equity-and-inclusion-at-the-heart-of-the-global-data-barometer/>

While the intention of the GDB was to mainstream gender into the study, in reality it became more “bolted on than baked in” as one respondent put it. A respondent suggested that the gender and inclusion design was not as strong as it could have been, largely “... *because of the international design standards which are weak on this issue.*” (SSI, grantee). The first edition (May 2022) of the GDB report highlights that assessing gender impact was a limitation of the study, and that it hopes to provide more GEI data points in future versions of the Barometer.¹⁴

Publishing and showcasing the value of a gender and inclusion focus

Another way the OD4D has contributed to expanding the gender focus on the Open Data field is publishing and showcasing research that highlights the value of a gender focus. The examples that came up often in our interviews included the Femicide research conducted by Iniciativa Latinoamericana por los Datos Abiertos (ILDA) which puts into focus the femicide crisis in many countries (see outcome harvesting story on Femicide Research in Box 4) and gender pay gaps and research on the care economy that fell under OGP. Each of these used gender disaggregated data to identify specific disadvantages women face in society. Another example is from OD4D Asia, which published gender data for electoral candidates and highlighted that very few parties actually put forward women candidates for election.

Other research looked specifically into inclusion of Women in the Open Data field, such as Laos Executive Report with Lao translation of Mekong Women in Open Data: Understanding barriers to women’s access to open data in Cambodia, Lao PDR, Myanmar and Vietnam done by Open Data Mekong.

By partnering with groups that can use this data for the advocacy and programming, the OD4D projects are able to highlight the value of the data for advancing gender inclusion.

Testing inclusive and empowering research methods

Testing inclusive and empowering research methods was also highlighted in the interviews as a way that OD4D promoted gender inclusion in OD4D research. Respondents highlighted that OD4D III has enabled researchers to test new ways of working with marginalised populations that are more inclusive and empowering. A critique of traditional research methods mentioned by a number of respondents is that traditional research can be extractive and it gives marginalised people no power over their data. OD4D Asia’s work on Indigenous Data Sovereignty aimed to develop a framework of control and ownership of data for indigenous communities, which involved data literacy training and decentralised data collection.

Developing these methodologies involved consultative and inclusive processes, with storytelling being mentioned a few times by respondents as a valuable technique. Based on the responses to the evaluation questions, there seems to be an exploration of more qualitative methods of working with marginalised groups and a recognition of the limitations of quantitative structured surveys for identifying the challenges of women and marginalised groups.

An example from Open Contracting (OCP) is that in specific projects from Oxford Insights in Malawi and Argentina, researchers used a more qualitative approach to collect information to understand the challenges women-led businesses face when participating in public procurement. In the case of the Oxford Insights research, the expected output was a qualitative framework to measure how inclusive government practices and policies are and to evaluate them.

At least one respondent indicated that other people in the network are becoming interested in these more inclusive research methods but it is not yet clear how widespread this interest is.

The enablers and barriers to equity and inclusion are presented in more detail below.

¹⁴ Global Data Barometer (2022). First Edition Report. Global Data Barometer, ILDA.

In this section, we report on the outcomes that were achieved based on the outcomes presented in the program Monitoring, Evaluation and Learning (MEL) framework.

This is the same for the outcome section included in each project objective. The analysis of outcomes data shows that the programme has achieved the targets and exceeded the targets set, and has thus been effective.

The evaluation data presented below suggests advances in gender-aware commitments by governments in the NAPs. According to the monitoring data, 91 new OGP commitments include a gender component or LGBTQI+ relevant component, of which 81 were in developing countries.

The word cloud below shows that of 91 commitments made, the most commitments were made by the Philippines (10) and Mexico (9), and that 12 of these commitments were made at the local level.

[illegible]

What is unclear is whether these commitments have been implemented as this is not reported on in the monitoring data.

The outcome indicator for this outcome is "Number of scaled approaches that support better governance and/or increased gender equality". The target was to have 1-5 new programs or practices adopted at least in part as a result of new data. The cumulative result over the project period as reported in the monitoring data is 5+ new programs and pilot projects.

21

rights over the last few years – 77% have noticed advances (35 somewhat and 9 greatly). Conversely, 46% saw advances (23 somewhat and 3 greatly) in the use of data to address the rights of sexual minorities. This is depicted in the graphs below.

Figure 5: Perceptions of grantees' stakeholders on advances in use of data to advance rights of women (n=57)

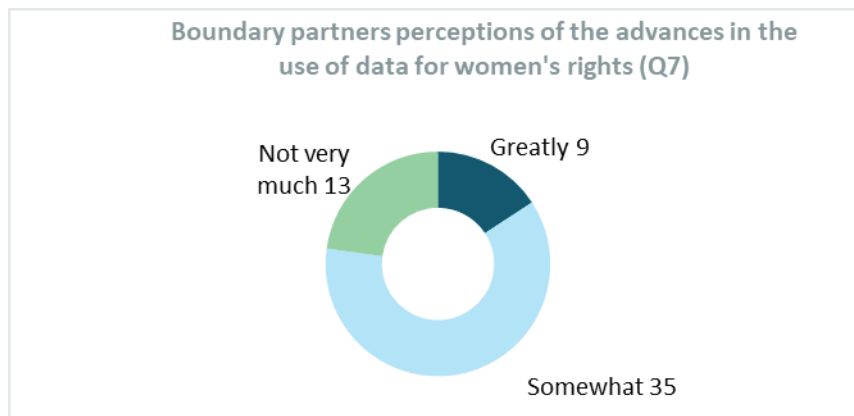
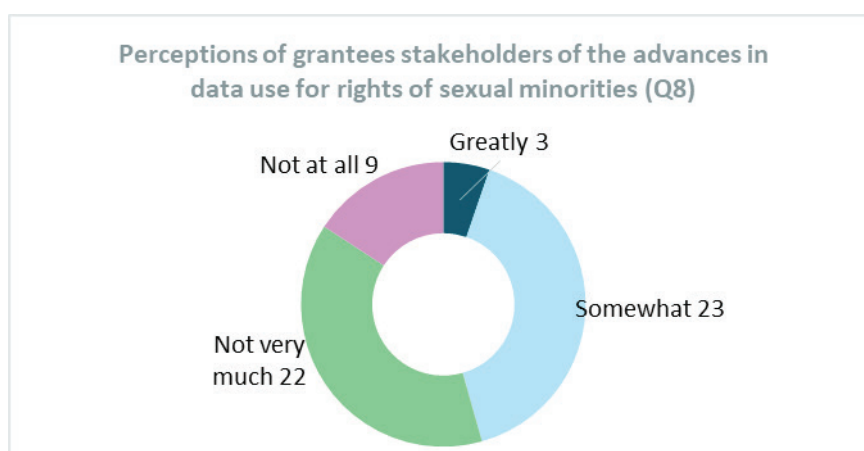


Figure 6: Perceptions of grantees' stakeholders on advances in use of data to advance rights of sexual minorities (n=57)



A number of examples were provided to illustrate the positive responses on the use of data to advance the rights of women, including:

“The Government of Colombia is using gender data to create more inclusive procurement processes. Similarly, many city governments in the United States are using data to inform procurement policy (e.g. City of Seattle). Previous work I did with the UK GDS has helped the FCDO work with government across Malaysia, South Africa, Colombia and Indonesia to collect data to inform procurement policies.”

(Survey, boundary partner)

One survey respondent provided an example from Indonesia:

“Indonesian government has issued several regulations concerning the use of gender data in the policy development. For example, Minister for Women's Empowerment regulation Number 6 of 2009 concerning the Implementation of Gender and Child Data and Minister of Home Affairs, Regulation Number 15 of 2008 concerning General Guidelines for the Implementation of Gender Mainstreaming in the local government. In addition, several prominent CSOs such as Kapal Perempuan, LBH APIK, and PEKKA ID are using data extensively in their advocacy works including gender violence and women participation in the economy.”

(Survey, respondent)

However, a number of respondents are not so positive about the use of data to advance women's rights in their countries:

“Progress has been made in women's rights in some parts of the world, but there is still a long way to go. There is much more talk about the lack of data on gender issues and there is more awareness, but it seems to me that we are still a long way off.”

(Survey, respondent)

and

“Despite the efforts made, the gender aspect of data in North Africa has not gone beyond political slogans today.”

(Survey, respondent)

One person said that data collection on sexual minorities was limited by “... *data collection tools that only have 2 sexes in most cases – this limits the other sexes.*” (Survey, respondent)

Hence, while survey respondents clearly perceive that data is being used to advance the rights of women in some places, this is less true for sexual minorities, partly because they remain a hidden and at risk population in many countries where their sexuality is criminalised.

3. Increased inclusion of women's rights groups and LGBTQI+ groups in consultations and forums (NAP co-creation, consultations, etc.)

The program aimed to increase the number of new women's rights groups and LGBTQI+ groups engaged in open government practices and data production consultations by adding 10-15 new groups around the world and 5-10 LGBTQI+ groups. The actual results reported in monitoring data are 50+ women's groups engaged and 2 new LGBTQI+ groups engaged and 3 new groups on indigenous sovereignty engaged. Although it is known that more LGBTQI+ groups were engaged, disaggregated data was not reported for this group, which could be because of difficulties with recording the participation of such groups.

Interestingly, most of the examples provided by the grantees go beyond engagement in consultations and forums to actual involvement in research design, data collection, sense-making and dissemination.

One example of engagement in consultations and forums was provided by OD4D Asia around indigenous peoples' rights. Here, with support from IDRC, OD4D Asia Hub brought together indigenous activists at RightsCon2019 in Tunis. Together with these indigenous activists, they coordinated a series of 'Solve my Problem' sessions on Indigenous Data Sovereignty. Following this, RightsCon2020 was held virtually, and the Open Development Initiative collaborated with various Indigenous organisations to present on best practices for collecting and strengthening Indigenous Data Sovereignty. As a result of these engagements, Indigenous Rights have become a main theme in programming during RightsCon.

Other examples of engagement beyond consultations and forums include the following:

- At the national level, AODN has engaged with gender equality and women's rights organisations on the production of access to and use of gender data to inform their programming on gender equality and women's rights. This included the "Achieving better outcomes with better data" with the Gender Data Network; and "Data 2x" with the Kenya Editors Guild
- ODC partnered with Equipo Latinoamericano de Justicia y Género in Argentina to conduct the data ecosystem mapping.
- OGP funded CARE Philippines to support research dissemination and outreach with women's rights organisations starting early 2021.
- AODN engaged with a few women's rights organisations to increase their use of gender data in their programming.
- LGBTQI+ communities in Guatemala co-designed research protocols for the research study on occurrence of violence in Guatemala (ILDA).

4. Increased knowledge of how gender-sensitive approaches can improve existing domains (public procurement, natural resources governance)

The first target to measure effectiveness on this outcome was 8-10 additional case studies produced for countries or in sectors, with a baseline: 13 country case studies and 5 thematic case studies. OD4D projects resulted in 30 studies about gender data. This is a significant number of studies - many of which have already been published - resulting from this short program.

The second target was to have one data standard scaled; 1-3 additional data standards piloted (Baseline: one data standard); the program achieved 4 data standards developed, with 1 data standard used in more than 3 countries (the latter being the standard on femicide). This is an excellent achievement.

The program also aimed to deliver 1 blog per month as a proxy indicator for outreach tools and processes. The program achieved 53 blogs / outreach tools.

The list of publications includes some journal articles (either published or submitted for publishing) and many online publications such as policy briefs, blogs and reports published on various websites. This impressive list of publications shows that OD4D has made a good contribution to the knowledge based on Open Data for GEI.

Examples of standards or indicators that have or are still being created include the following:

- OGP has also updated its Participation and Co-Creation Standards in 2021-22, mainstreaming gender and inclusion as a central part of the OGP process. This highlights and establishes the minimum requirements for all OGP members, one of which is inclusive participation.

- OD4D Asia has developed electoral candidates and data published gender data for electoral candidates and results. Electoral results data was extended with the popolo-spec standard¹⁵, which includes gender and national identity.
- ILDA continues to work on the standard of data on femicide in Latin America and the Caribbean. This work also is part of a coalition of professionals with whom ILDA is building Data Against Femicide. ILDA is also working on bringing in a more inclusive approach to data design and implementation.

5. Increased awareness of how data and open government practices can be used to improve gender equality and inclusion within governments and civil society groups

The indicator for this outcome was the number of pilot projects that develop new models of producing using and sharing gender data in specific domains (including capacity building activities). According to monitoring data, five new pilot projects have been achieved.

A number of capacity building activities with a gender focus were reported in the monitoring data coming out of the hubs including:

- **(AODN)** Watch Party in Collaboration with Data 4 Africa on an event designed to bring attention to the urgent need for more women to get involved in data-related fields.
- **(CAFDO)** four introductory open data training sessions (formation introductive aux données ouvertes) in Burkina Faso.
- **(ASIA)** Two Data Literacy Training Programs: Forestry Sector in Vietnam, Can Tho University, and one internal training for Center for Sustainable Development in Mountainous Areas.
- **(MENA)** Capacity Building Program: Professional training program in Applied Data Science: (5 cohorts), one Regional Collaboration initiative, and one Data Literacy Program.
- In terms of pilot projects, the following is reported:
- ODC is in the process of building care sector indicators for Buenos Aires City.
- OCP supports action research projects, some of which are using, collecting and structuring public procurement open data and developing data driven methodologies (Philippines, Costa Rica, Brazil and Burkina Faso)
- ILDA is exploring the use of data and artificial intelligence (AI) in two different pilots to improve identification and registry of data on femicide
- OGP has instituted new data collection processes to capture quarterly gender activities and impacts with a gender focus at the country level; OGP is providing tailored technical and political support to 12 national OGP members to mainstream gender and/or implement gender focus commitments.

Influence of OD4D on respondents' awareness and understanding of gender issues

We conducted a survey focusing on GEI to the boundary partners of the OD4D projects, which means that the respondents were in the OD4D sphere of influence. Hence the results show the influence that OD4D has had on the broader eco-system.

¹⁵ International Open Government data specifications see <https://www.popoloproject.com/>

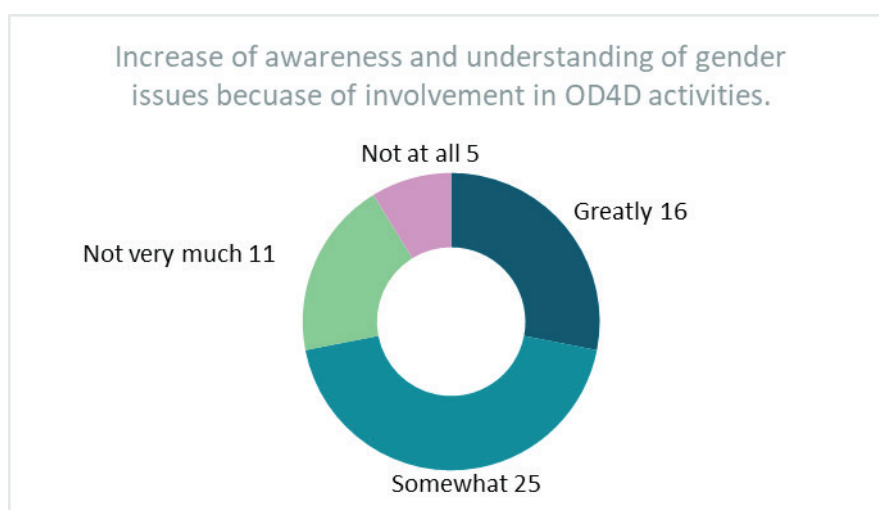
Box 2: Profile of survey respondents

Respondents represented a range of sectors including 21 civil society organisations; 20 research organisations/ think tanks/academic institutions, 9 private sector, 6 public sector and 1 development agency. There were 30 females, 24 males, 2 people of other genders and 1 who refused to say.

In terms of how respondents engaged with OD4D and its work, most respondents engaged with the OD4D network in more than one way. In a multi-response answer, more than half (30) respondents engaged with the OD4D network as researchers, 30 respondents engaged by attending events hosted by OD4D, 28 respondents engaged by reading reports and 25 respondents engaged by receiving communication materials like newsletters.

Survey respondents indicated that they had had an increase in awareness and understanding of gender issues because of their involvement with OD4D. The majority of survey respondents said that their awareness had either increased greatly (16) or somewhat (25); that is 75% of respondents' awareness and understanding of gender issues had increased because of OD4D.

Figure 7: Increased awareness and understanding of gender issues from involvement in OD4D activities (survey data)



We asked respondents what had contributed to this increase in awareness and understanding of gender issues, and most mentioned a number of factors in a multiple answer question, with the responses including the following:

- Capacity strengthening activities on gender analysis such as training or mentoring (9)
- Conversations and discussions at meetings/ conferences about how open data can advance the rights of women and the LGBTQI+ population (8)
- Involvement in research that included gender considerations in the methodology or topic (8)
- Inclusion of gender indicators in toolkits/ reporting (6)

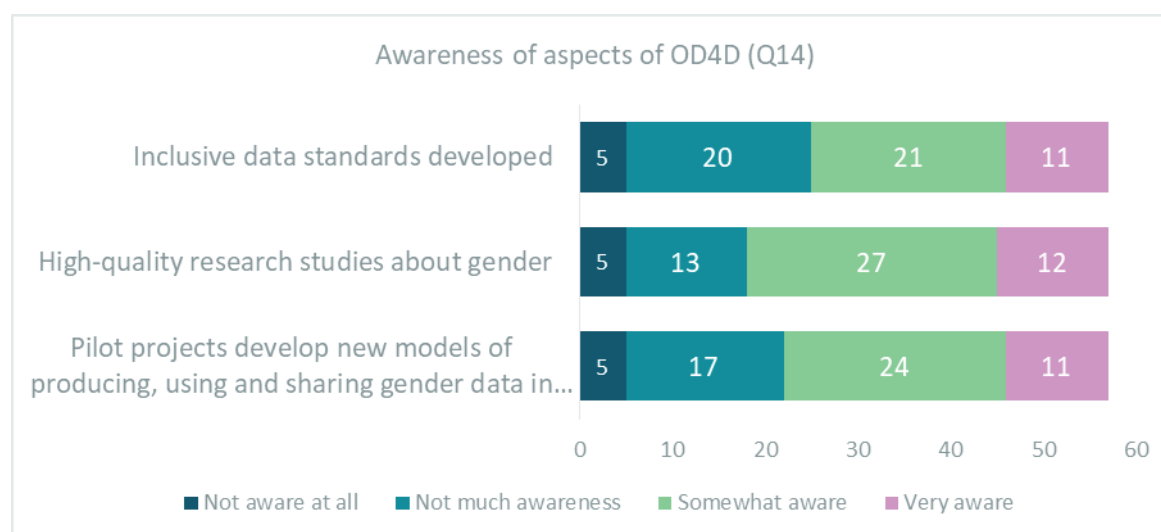
Figure 8: Word-cloud - contribution of OD4D to greater awareness of gender



Awareness of OD4D products

We asked survey respondents who are the boundary partners of OD4D what OD4D products they were most aware of to get a sense of the awareness of OD4D products. The graph below shows that respondents are most aware of the high-quality research products about gender data, and least aware of the inclusive standards being developed. The evaluation team did not find this surprising given the high volume of research and the limited number of standards that have been released.

Figure 9: Awareness of aspects of OD4D (survey data)



An outcome story that illustrates change in the GEI sector as a result of OD4D III (and previous phases) is provided below.

Box 3: Outcome story on gender equity and inclusion - Feminist Open Government

Increased commitments to GEI by OGP member states

This outcome story describes a change in enabling environment to support greater GEI

Since 2018, when the FOGO initiative was launched by the OD4D program, OGP signatories have increased their commitments to advance gender equality. Year-on-year, more OGP signatories are increasing their public commitments focused on gender or specifically mentioned women, girls or LGBTQAI+ constituencies (49 members and 159 commitments in 2022; 44 members and 144 commitments in 2021, and 41 members and 127 commitments in 2019). Since 2018, 91 commitments have been made by 81 developing countries.¹⁶ While these commitments were previously among the least impactful and ambitious, gender and inclusion commitments are now as ambitious as other policy areas, while also being among the most impactful (32% for gender commitments versus 23% average).¹⁷

A prominent example is the Mexican government-initiated [Alliance for Care Work](#), which in 2021 announced a 39 national member partnership to drive efforts to confront the care burden that impedes women's economic opportunity. This complemented an existing commitment in Mexico's domestic OGP action plan.¹⁸

Since 2019, FOGO has also brought a gender specific lens to the OGP Annual Summit, which has witnessed a swell of new commitments from governments to increase gender equity in either their co-creation processes or NAPs. In addition, FOGO has deployed a range of strategies to advance its campaign goals, including targeted research on gender responsive governance (of particular relevance is the seminal [12 country case-study publication](#)), tailored technical and political support to high-priority focus countries and building coalitions through peer exchanges and learning.

3.3 Enablers and barriers

The focus of the work on GEI has been mainly on women, indigenous populations and migrants. In general, many respondents noted that considerations of gender and inclusion in the open data field is starting from a very low base, which is compounded by the fact that women's rights are limited in many of the countries where the project is being implemented. The great diversity among countries regarding the rights of women, even in the same region, was also noted by respondents. One criticism emerging from the equity and inclusion focused data has been that the definitions and focus remain western centric. As one respondent to the survey pointed out, there is great diversity within the struggles for greater gender equality. While gender pay gaps may be highly relevant for some women who are in employment, in other countries women are not even able to leave the homestead (except for household duties).

In many countries, sexual minorities are illegal or actively discriminated against. There has been less work on LGBTQAI+ issues for many reasons, predominantly that this population is still under threat in many countries (as homosexuality remains illegal), and there are ethical questions about whether research may expose small population groups or put them at risk. Researchers also say that they do not have the skills to work with hard-to-reach groups or groups at risk to ensure their safety, although there have been some advances, for example transgender populations were included in the femicide research.

¹⁶ IDRC, monitoring data shared with evaluators, May 2022.

¹⁷ Open Data for Development (2021). Open Data for Development: Annual Report.

¹⁸ Merchant, A. (2021). Meaningfully Committing to Gender Equality. [online] Open Government Partnership. Available at: <https://www.opengovpartnership.org/stories/meaningfully-committing-to-gender-equality/> [Accessed 2022].

The factors that have enabled or hindered a gender focus are described below. Some barriers identified are institutional and others are more deeply rooted in culture and society. They can, however, be addressed, and researchers can learn how to navigate working with hard-to-reach populations – as some of the other projects are already doing.

Table 3: Enablers and barriers for Objective 1 GEI

ENABLERS	BARRIERS
<p>Political will and normative shifts: A greater emphasis by governments, funders and public events on gender equity and inclusion. For example, Canadian Governments Feminist International Assistance Policy (FIAP)¹⁹ which has created momentum for gender-based work.</p> <p>Expanding the data ecosystem or working in gender based eco-systems: Working with gender-focused organisations and participation in sectors that are focused on gender-related issues has been an enabler as it has increased the relevance and encouraged the uptake of data.</p> <p>Creating safe spaces for discussion about gender topics: Creating safe spaces to explore gender issues and convening on these topics enables the people in the ecosystem to form relationships and advance agendas together (e.g., a group called Gender Heroines).</p>	<p>Very few standards on gender and inclusion dimensions: Development of at least 3 standards was an OD4D project goal, which was achieved. One of the key reasons the GDB did not manage to integrate gender more into its work was the lack of standards.</p> <p>Data is not disaggregated and therefore not useful: If governments and other stakeholders do not collect gender disaggregated data, it makes it very difficult to do a gender analysis.</p> <p>Unfavourable norms, stigma and discrimination: In many of the regions and countries, women's rights are still not advanced even if they are protected. In the case of the LGBTQI+ population, many are under threat, are persecuted by the state and carry stigma in communities. In the case of the former, a lot of work needs to be to enable women not only to participate in research and forums, but also to lead in these spaces.</p> <p>Language and communications: Language was mentioned as a barrier to inclusion of certain groups in terms of Francophone Africa, which is a challenge, but the support of the Hewlett Foundation which focused on supporting Francophone Africa for this phase of OD4D III was a great enabler in this regard. In general, however, more needs to be done to communicate, including written communications, in local languages. Plain language is also important.</p> <p>Limited funding: Lastly, a few respondents mentioned limited funding for research on the intersection of Open Data and gender work and of course even less to focus on sexual minorities.</p>

¹⁹ Discussion Paper presented to the Board in March 2018 entitled, "IDRC and Canada's Feminist International Assistance Policy: Advancing Gender Equality, Equity and Empowerment".

KEY POINT SUMMARY

- The OD4D program made a good strategic decision to integrate gender into all its projects. Gender-specific projects success had more success than gender-integrated projects, mainly because of limited standards on gender and equity and a lack of gender disaggregated data.
- Overall, the program was effective in meeting or exceeding its targets.
- All the OD4D projects and most of the boundary partners in the survey considered their research to be either gender transformative or gender responsive, which indicates that OD4D is building strong gender components into its ecosystem. Projects are working with different groups, including women's groups and other minorities or marginalised populations.
- OD4D is starting from a low base in terms of GEI in open data, with many real barriers in countries where political systems and socio-cultural norms still discriminate against women and/or sexual minorities. Many researchers still do not know how to do non-extractive research with marginalised or hard-to-reach groups.
- However, advances are being made, particularly around developing standards and demonstrating the value of gender disaggregated data; some research teams are experimenting with more transformative research methods (such as working with indigenous populations) and assisting governments, through pilots and technical assistance to generate and use GEI data.



4. Objective 2: Data innovations contribution to good governance and development

Objective 2. Understanding how data innovation is contributing to good governance and development

EQ1: To what extent did the program achieve its intended outcomes?

EQ3: How well, and in what ways, has the program demonstrated how data related innovation contributes to good governance and development?

KEY FINDING

By the end of OD4D III, the program has demonstrated the value of data for good governance and development, which signifies a shift from the program's early days which focused more on establishing 'openness' of data as a value. The OD4D III project has exceeded its targets related to understanding how data innovation contributes to good governance and development. It has resulted in many innovative practical applications for the use of data for public good. For example, collecting data and developing standards on femicide can help reduce this crime and protect women in a number of countries. The research emerging from the program has produced a lot of evidence to help establish the link between better data transparency and improved development outcomes, in sectors such as climate change, social safety (gender-based violence) and health. However, a synthesis study of project results is required to consolidate this argument.

Overview

The main purpose behind this objective was to fund projects that would provide "better evidence and inform broader learning on how data is and is not being used to support development outcomes in diverse domains."²⁰ This includes how gender data can contribute to better governance and to assess the extent of the impact of the social, economic and technological innovations emerging from data.

The following projects contributed to this objective: AODN, D4D Asia, ILDA, CAFDO, MENAdata and the GDB. See Annexure A for an overview of the project objectives and how they align to this objective.

An overview of what the program achieved against the outcome indicators is presented below. All the indicators are rated green which means that the targets have been achieved.

²⁰ Fumega, S., Ruiz, A. and Scrollini, F. (2021). Proposal: OD4D-Phase 3.

Table 4: Outcomes and indicators for Objective 2. Understanding how data innovation is contributing to good governance and development

EXPECTED RESULTS	INDICATORS	TARGET	COUNT	PROGRESS
INTERMEDIATE OUTCOMES				
Improved use of data for development by implementing inclusive models of producing, sharing and using data to support good governance through evidence-based decision-making, better service delivery and people (especially women) exercising their rights	#9. Number of OD4D pilots significantly scale impact in developing countries (in at least 3 countries)	1-3 scaled innovations, based on 5-8 tested	8 scaled innovations ILDA – Femicide data OCP – gender implementations	
IMMEDIATE OUTCOMES				
Strengthened knowledge of the availability of government data and its use in sectors worldwide	#10. Number of governments tracked on data availability, sharing and use	At least 100	109 countries tracked	
Increased knowledge of effective and inclusive policies, practices, and approaches for using data to improve sustainable development, including gender equality and climate change	#11. Number of impact research studies that explore contributions of open data to domains such as climate change	3-5 studies	10 studies	
Improved data for development innovations by local innovators address development challenges	#12. Tested data for development innovations and use cases (with a focus on data to improve gender equality)	5-8 innovations and use cases	29 innovative tools	

4.1 Effectiveness – Objective 2: Innovation for good governance and development

In this section, we assess how well and in what ways the program demonstrated how data -related innovation contributes to good governance and development (main evaluation question).

In assessing this objective, we first explore how the program promoted data use and scaling innovations. Within this objective, the OD4D program design included three main strategies to promote data use and scaling, following recommendations from the 2017 evaluation report that OD4D should place priority on the demand or ‘for development’ (4D) side of the OD4D equation to produce more evidence of the impact of OD on development as well as facilitating the conditions for the use and applicability of OD.²¹

All the program objectives (capacity strengthening, greater gender, equity and inclusion, strengthening southern voices and strengthening the network) were critical to ensuring enhanced data use, but in this section, we focus on the three key strategies that emerged as themes from the interviews.

21 Acevedo-Ruiz, M. and Peña-López, I. (2017). Evaluation of the Open Data for Development Program: Final Report.

The three strategies to promote data use, uptake and scaling were:

- A sectoral focus.
- Knowledge translation.
- Increased integration of global projects and regional hubs.

Each of these is explored in more detail below. The evaluation team found that each was effective in its own right, but the combination of strategies made them even more effective.

4.1.1 A sectoral focus

The strategic decision to focus on sectors is apparent in the project objectives where projects mention their sectoral focus areas. These are food security, environment and climate change and political party transparency (AODN and D4D Asia); improved government services in emergency contexts (ILDA); agriculture, transport, tourism, advocacy and anti-corruption for gender equality and public service delivery (CAFDO); AI (MENAdata); data about gender and inclusion and about sectors including education, agriculture, transit, health and core government data (GDB).

According to a number of respondents, a sectoral focus has enabled data use because data innovators are better able to focus their data use strategies. These strategies include ensuring that the data is usable to the target group through greater collaboration with organisations using the data.

The sectoral focus also makes it easier to map the data ecosystem and ensure that projects are working with the right people and organisations who will use the work. In this way, scaling is also encouraged because the projects and data scientists are embedding themselves in the eco-systems in which the results can be scaled.

In the case of femicide, for example, this means working with women's organisations who use the data for advocacy purposes. The following quote provides an illustration of how this has worked in this project:

“The ultimate goal is to reduce for example Gender Based Violence, but we cannot do this ourselves, so we are trying to help others working in that area to improve that work... We work with the organizations that work with victims of violence. We are working with many people in the field, health, justice, gender, civil technology areas and many other conversations that we are having with people we did not know existed before working in this area.”

(SSI, grantee)

The evaluation of the IDRC strategy²² to scale research results identified that working in well-developed fields or sectors also enables impact at scale. The OD4D projects that have worked to integrate data science into these sectors have confirmed that this has enabled the projects to scale.

Another example is that the GDB introduced a sector focus in its latest study which was released in May 2022. The GDB looked at data practices in specific sectors, namely climate action, political integrity and public financing and contracting.

²² Hearn, S., Lomofsky, D., Chames, C., Davies, N., Ajoy, D. and OTT Consulting (2021). Evaluation of the International Development Research Centre's strategy to scale research results: IDRC Report.

Having a sectoral focus enables scaling because the sector then amplifies the results through its networks and invites data scientists and researchers into the conversations; data methods and innovations can also be scaled from one sector to another.

4.1.2 Knowledge translation, uptake and scaling

IDRC has been pursuing knowledge translation (KT) as a strategy for data use for many years, and KT was identified as an important pre-cursor to achieving impact at scale in the IDRC scaling evaluation.²³ The OD4D program design documents and proposals emphasise KT, which is also apparent in the allocation of grants. For example, the GDB project was designed to promote dissemination through the regional hubs; each hub had its own dissemination strategies and budget as the following quote illustrates:

“The project was designed with regional hubs as owners of their own dissemination so they should have budgets and plans around that, and I know that the director of partnerships [at the GDB] was helping the hubs think through dissemination at a regional level.”

(SSI-grantee)

The other regional hubs began to focus their efforts on knowledge translation, looking for funding for uptake and scaling.

A wide variety of KT activities were undertaken by projects, including webinars, videos, online discussions, insight briefs and information provided in a number of different easily digested and engaging formats. As one respondent from OGP commented:

“In the past 2 years we have tried to take a step back from research to taking the very salient, actionable findings, to produce webinars, videos, online discussions, and insight briefs that can be easily digestible. OGP does a lot of factsheets and quick dissemination research.”

(SSI, grantee)

Respondents also mention engaging directly with policy makers who can use the information to inform policy. The OGP is a good example of this, where the OGP commitments are used as a strategy to get gender commitments, for example, onto the agenda. OD4D then supports research on gender topics such as Gender Pay Gap, and the projects conduct KT and provide technical support to governments to implement the policy recommendations arising out of the research.

One respondent highlights the importance of supporting policy makers to use research results:

“Research takes you to a certain point and it needs to convert into an insight/ policy paper, guidance and recommendations is key. And have a plan to ensure that it empowers policy makers so that it effects change. For example, with UN Women. We try to make sure that local stakeholders understand the impact of the research and what the recommendations are. So we support governments with these recommendations and reforms and test whether these reforms are effective.”

(SSI, grantee)

²³ Hearn, S., Lomofsky, D., Chames, C., Davies, N., Ajoy, D. and OTT Consulting (2021). Evaluation of the International Development Research Centre's strategy to scale research results: IDRC Report.

A number of the projects mention using policy windows to highlight key data findings from their research. For example, one person specifically mentioned that COVID-19 had created good conditions to highlight the role of women in unpaid care work and the gender pay gap:

“The call for better gender disaggregated data has never been louder for example to ascertain the impact of care needs, of women leaving the economy to take care of others. In this case very explicit gender disaggregated data is needed by governments and the community and a window of opportunity is opening on this.”

(SSI, grantee)

Knowledge translation has been a key strategy to encourage the use and scaling of innovations – both within sectors and among OD4D partners, as discussed next.

4.1.3 Integration of global initiative and regional hubs

According to respondents from the IDRC, there was an attempt to encourage greater integration among the regional hubs and the global projects with the purpose of increasing data use. Respondents mentioned a number of ways in which integration has supported this objective, such as greater relevance of data for local regions, relationships that the hubs build with local policy makers for greater uptake and partnerships and networks that hubs create to ensure wider dissemination of results through information sharing and knowledge translation activities.

One example of how the integration of hubs and global projects has improved data relevance is from the GDB, where one respondent explained that via consultations with one of the African hubs, they realised that African countries were not receptive to ranking orders and that it would be better produce ratings on the various dimensions. This influenced the design of the data collection tool; it is highlighted in the introduction to the GDB report as well on page 9 where it discusses ‘ratings not rankings’.²⁴

A number of respondents mentioned that regional hubs have been instrumental in data collection and reviewing the data, which was made possible by all the capacity strengthening work that has taken place in OD4D throughout its various phases, as illustrated in the following quotation from an IDRC respondent:

“It may have been cheaper to go to a global research company but we took a strategic decision to include the regional hubs as a way of building a network of consultants, collecting a panorama, do the research, review the data, input in the global agenda and be a coordinator of local actions. We tried to do this in the past but the hubs were not always capable of doing this, but there has been a build up to the point of where they are now able to do this.”

(SSI, IDRC respondent)

The GDB strategy also included using the hubs for dissemination for which they were provided with budget. This dissemination strategy via the hubs will also help scale the results of the GDB to multiple regions.

24 Global Data Barometer (2022). First Edition Report. Global Data Barometer, ILDA. <https://globaldatabarometer.org/wp-content/uploads/2022/05/GDB-Report-English.pdf>.

In other examples, Open Contracting is working with the hubs to develop standards, for example with the OD4D Asia hub and the FOGO project describes how the researchers from the hubs assisted with the baseline data collection around FOGO (e.g., from ILDA and the Open Data Charter). This has resulted in deep collaborations and FOGO reaches out to them on a regular basis to participate in processes or on-boarding governments, commenting on research outputs and so on.

The relationship is mutually beneficial – the regional hubs play an important role as interlocutors at national and regional levels, making connections to local decision-makers, government and so on in ways that the global projects cannot do. For the hubs, being connected to the global network gives them credibility to support this relationship building; it also gives them access to experts who assist with their work.

4.1.4 Pathways to scaling innovations

The OD4D project target and indicator for scaling was to have pilots significantly scale impact in developing countries (in at least three countries), by having 1–3 scaled innovations, based on 5–8 tested. The project achieved 8 scaled innovations although it is unclear whether these are based on tested models. Examples are provided in the outcomes section and a full list of innovations and pilots can be found in the annual reports (the final report is still to be released).

The types of innovations that most people mentioned as emerging from OD4D include:

- **Standards** – “Moving beyond data to develop standards”. For example, standards on open data on femicide and standards on open contracting:

“A lot of initiatives are using open contracting standards, for example, the open development Mekong initiative, investment mapping portal will also do this. Many of these platforms that have been developed and replicated are adopting and promoting these standards.”

(SSI, grantee)

Another example from OD4D of how standards can assist scaling Asia is the work on standards for Indigenous Data Sovereignty (IDS). Monitoring data from OD4D highlights that a working draft of the [WISE Principles](#) mirror the CARE Principles developed by the Global Data Alliance, yet with an emphasis on specific adaptations to the Asian context.

The following quote illustrates how standards enable scaling of innovations:

“For us what is key is the International Standards work, Open Contracting, Open Data Standard, more recently the Open Ownership group ... i.e., when in Myanmar, they wanted to transfer their legislative data to open data, we looked at the international standards to see what other regions/governments had done... African governments for example... OD4D helped us to connect with experts around the world. Also, because of the efforts to get the OECD to promote the standards in the region the standards get international recognition, and also a requirement of the governments to implement reciprocal open contracting standards if they want to trade with governments that apply the standards... it becomes a standard that everybody understands.”

(SSI, Grantee)

- **Methods and processes** – Innovative methodologies for data gathering, analysis and sharing are being replicated. The “Unmasked project” by Nation Media in Africa involved applying what had been learned in Malaysia on how to use data around politically exposed persons, ownerships, and relationships, which can be extracted from media reports. Toolkits and guidelines that have been developed by the various projects assist with replicating these methods. Another example is from FOGO, which funded CARE international in the Philippines to work with women’s organisations to explain and introduce the possibility of working with the OGP. According to the respondent:

“A political and economic toolkit was piloted in a co-creation process which we are now sharing with other governments with the possibility of replicability...i.e., Finland used it in their co-creation process and found it very useful.”

(SSI, grantee)

Another example of a methodology being shared in the network for scaling is the work with Indigenous Populations. One respondent spoke about how they have shared their methodology for working with indigenous populations, while another spoke about their interest in using it:

“We have been sharing on how to work with indigenous people. We are always advocating for the best practices on indigenous data and knowledge, targeted towards multilingual stakeholders. We have shared our experiences with how to build these kinds of programs and scale them.”

(SSI, grantee)

One respondent spoke about how they need to find out more from other projects in their region on how to collect data from indigenous communities to inform their work. As the respondent explains:

“We learned recently that if you map out all the data points of the indigenous projects, as part of the environmental assessments/infrastructure/open contracting you can map out these communities and impacts on them, and we will need to find out from Mekong how to collect data from indigenous communities.”

(SSI, grantee)

- **Platforms and dashboards** is another category of popular innovations arising from OD4D projects. One respondent suggested that the most commonly recognised are the Procurement Dashboards from OCP and the Open Development Platform, which one respondent said is “starting to pop up in Africa so we’re starting to collaborate with partners there now” (SSI, grantee).

The evaluation results indicate that the scale of the innovations in the open data sector go way beyond the immediate grantees of the project. According to one respondent, the GDB has collected information on innovations within the broader Open Data sector, with over 500 000 words of qualitative data including URLs to data innovations. This information had not yet been analysed at the time of the evaluation but represents a great data source for exploring further the types of innovations emerging in the Open Data sector.

4.2 Objective 2: Outcomes

Overall, the evidence suggests that OD4D III has successfully built on the previous stages of OD4D I and II to advance the open data agenda. More than that, the thinking about Open Data has evolved from abstract thinking about open data to having a particular focus on ‘data for good’ – how data can be used for particular development outcomes. A number of respondents mentioned that the key contribution of OD4D to overall development outcomes has been the increased availability of data for development planning and accountability. The sectoral focus of OD4D III is both a manifestation of this change and a strategy to achieve greater impact.

The intended intermediate outcome was to have **improved use of data for development by implementing inclusive models of producing, sharing and using data to support good governance through evidence-based decision-making, better service delivery, and people (especially women) exercising their rights.**

The eight scaled innovations reported by OD4D indicate that the program is successfully contributing to these outcomes. The section above illustrates the effectiveness of the program in this regard. This outcome, including the inclusion aspect, is well illustrated in the outcome story on femicide that is presented below.

The second intended immediate outcome was to have **strengthened knowledge of the availability of government data and its use in sectors worldwide.**

OD4D III saw a rejuvenation of the Open Data Barometer in the form of the GDB. This has been the primary project contributing to knowledge on improved data use. It has strengthened knowledge of the availability of government data and its use in sectors worldwide and this has contributed to the globalisation of data and recognition of the value of data science. One respondent stated that “they saw a lot of people in-country picking up the data and doing their own reporting, advocacy on open data work in their countries”.

The third intended immediate outcome was to have **increased knowledge of effective and inclusive policies, practices and approaches for using data to improve sustainable development, including gender equality, climate change.**

The OD4D monitoring data presents the volume of knowledge as the outcomes of the project, even though they could also be considered outputs of the projects.

- OD4D supported 10 research studies that explored contributions of open data to domains such as climate change, gender equality and sustainable development. This exceeded the target of 3–4 such studies.

Some of the outputs reported by projects in their submissions for the annual report include the following:

- GDB developed 1 overview report and 7 thematic modules: climate action, land, public procurement, company information, political integrity, health and COVID-19, public finance.
- A series of updates to the State of Open Data will be published in early 2022 with synthesis of work from the OD4D Hubs.
- The OGP Support Unit has instituted new data collection processes to capture quarterly activities and impact in moving forward OGP at the country level.
- A study of open practices in the Middle East focused on how data and Information and Communication Technologies (ICTs) can be mobilised toward development outcomes.

The immediate outcome is **improved data for development innovations by local innovators addressing development challenges**. The evaluation evidence suggests that regional hubs have made progress in improving innovations to address development challenges by developing 29 Innovative Tools for change.

Numerous examples of innovations have been reported for the 2021–2022 annual report from a number of hubs (OD4D Asia, MENAdata, ILDA and from the global projects). Some of the innovations are already providing data for researchers in the MENA region, while others are still in prototyping stage.

An example of data use from OD4D Asia provided in the monitoring data for the project, is a data story, “A River Drained: Fish, Rice and Food Security in the Mekong”, [published](#) by Kontinentalist in June 2020, utilising open datasets from the Open Development Mekong data portal.²⁵ According to the report by OD4D Asia, this story was a prize winner in the competition run by the Society of News Design.

One innovative tool being prototyped in the MENA region will provide data in real time about human rights abuses in Palestine to those who need it, such as journalists and human rights watch organisations. This innovation, called I-Watch, is a start-up developed by a team of experts as part of their final project with the [Data Science Journey](#). The data is also collected in a participatory and inclusive manner.

In another example, a new standard developed in Buenos Aires to count femicide has contributed to the ability to measure femicide and influence policing.²⁶ The initiative has had a positive impact because it has allowed victims and their families to be counted. Particular innovations from ILDA are two digital tools to help the work of civil society organisations (and individual mappers) to identify and collect data on femicide. The two tools are in the process of piloting (English and Spanish) with a group of mappers in the region. This is a collaboration with Data and Feminism Lab and Femicide Uruguay. These tools have been used by organisations across the region (see outcome story below for more on this project).

In Kenya, collaboration among the OD4D Asia Sinar Project, Hivos and Nation Media through the Unmasked Procurement Stories Portal showed the potential for data extracted and published from daily reporting and investigative stories to be used to connect stories to increase longevity of individual stories, expose repeated involvement of key persons and companies and provide ever increasing and complete data to provide additional insights for future stories.

In sum, OD4D has supported multiple innovations such as platforms and standards that are being used to address development challenges and it is making good progress in this regard. The link between data related innovation and good governance and development has not yet been firmly established, and this will most likely require a synthesis study coming out of the OD4D research projects that focused on this question. However, it is clear that many data-related innovations are contributing to the public good, assuming of course that better data use leads to action on issues such as corruption, human rights abuses, climate change and GEI. The outcomes from this objective are clearly advancing the outcomes in the OD4D III impact pathway of data driven innovations that address a range of development outcomes and expanded data innovation community driving inclusive policy making and approaches.

25 Loh, P. (2020). A River Drained: Fish, Rice, and Food Security in the Mekong. [online] Kontinentalist. Available at: <https://cdn-images.kontinentalist.com/static-html/food-security-mekong-river-hydropower-dam-climate-change/index.html>.

26 Open Government Partnership (2021a). Feminist Open Government Research Dissemination and Results: First Interim Report.

Box 4: Outcome story on innovation and scaling data production and use

New data standards on femicide that encourage action to advance the rights of women and sexual minorities.

This outcome story demonstrates innovation from OD4D that also contributes to greater gender equity and inclusion.

Femicide is an increasingly visible problem for numerous governments and societies, especially in Latin America and the Caribbean, illustrated by the fact that between 2010 and 2020, the number of countries in the region with legislation specifically criminalising femicide increased from 4 to 18.

One example of the importance of the topic is that, among other actions, the government of Uruguay included in its Open Government IV National Action Plan (2018–2020) a commitment (2.1) [Ma1] “Observatory on Gender-Based Violence against Women” which includes unifying criteria, and categorising, measuring and publishing data on femicides. This commitment was developed as a product of the conversations from one of the first workshops run by ILDA on the regional standard of data on femicide. In this sense, data standardisation processes forced organisations to think about what type of data they need, how they collect it, how it is stored and eventually how it is used in their processes.

ILDA developed this standard in a collaborative and participatory manner with professionals and organisations in Latin America. Among other goals, it aims to help authorities understand the phenomenon and develop informed public policies by having uniform and standardised production of data on the topic.

ILDA’s work on the regional standard began in 2017 with the support of OD4D II. The OD4D III project with ILDA focused on further developing and scaling the methodology in Latin America and beyond and to support an incipient community of practice on the topic: [Data Against Femicide](#). The work during this phase involved organising a number of global annual events on data on femicide while building coalitions with other organisations, but more importantly, providing a space for discussion and digital tools for organisations and individual mappers. For more details on the project, see [here](#).²⁷

4.3 Enablers and barriers

In this section we present the factors that have acted as enablers or barriers to achieving project effectiveness. The information is based on feedback from respondents from the qualitative data collection and project reports.

A lack of **capacity and poorly developed open data eco-systems** are barriers in some countries, the MENA Region in particular mentioned these challenges. This includes a lack of data infrastructure such as systems for collecting disaggregated data (e.g., by gender), although advances seem to have been made in the African region in this regard, as mentioned above. **Poor data systems** at local, country or regional level for data gathering, analysis and use inhibit the relevance and usefulness of data.

27 Fumega, S. (2021). Data against Femicide. Feminist AI. Retrieved from <https://feministai.pubpub.org/pub/data-against-femicide>

Table 5: Enablers and barriers for Objective 2

ENABLERS	BARRIERS
<ul style="list-style-type: none"> • Communications and stakeholder engagement including providing translated materials and having interpreters at events, and producing audio-visual, web-based and other content. • Strengthening the capacity in the open data sector through field building and other skills development activities has fostered interest in the space and provided opportunities for data use and replication of innovations. • The OD4D network provides an infrastructure for scaling – it creates opportunities for the diffusion of innovations through the sharing of ideas and by creating the conditions for collaboration. • Serving the development agenda – the more useful the data is for development partners, the more likely it is that they take it up. This supports OD4D’s sector-based strategy. • Funding from other development partners and governments – while OD4D funding is often catalytic, it is focused on research rather than implementation. • The standards themselves have enabled uptake and scaling as they can be shared from one region or sector to another. • Policies that support open data – such as what and how data is captured and used is an enabler as it provides more robust data that is structured in such a way that is usable for priorities and goals. 	<ul style="list-style-type: none"> • Political contexts with closed environments and a lack of accountability act as barriers to the impact of open data. Even if transparency (and ideally accountability) is achieved in one country, differences within regions can act as a barrier to the applicability of standards. • Time and budget are often described as barriers to dissemination of results and innovations. Often the research projects are delayed, leaving insufficient time for dissemination activities. • Limited data capacity and poorly developed open data eco-systems.

Key point summary

- Three key strategies were identified in the data that encouraged data use, uptake and scaling for improved development outcomes: a greater sectoral focus, knowledge translation and increased integration of global projects and regional hubs.
- The sectoral focus has enabled data innovators to focus their data-use strategies and embed themselves into existing eco-systems from which the results can be scaled. The sector focus thus helps to amplify innovations; they can also be scaled from one sector to another
- Knowledge translation was built into project grants and a wide variety of KT activities have been undertaken by the projects including communications, direct engagement with policy makers and technical assistance to policy makers.
- Greater integration of the global projects and regional hubs has been mutually beneficial. It has resulted in greater uptake of data by facilitating greater data relevance. It also provides more avenues for dissemination of data through partnerships established at national and regional level by the hubs. For the hubs, it helps to build their data science and communications capacity, increases their credibility and connects them to international expertise.
- The main innovations emerging from the OD4DIII project are standards, methods and processes, and platforms and dashboards.
- There are multiple enablers of the innovation for good governance and development, such as communication and stakeholder engagement, capacity strengthening, the OD4D network, a greater focus on serving the development agenda and the standards themselves.
- The barriers to uptake include politically constrained environments, including a lack of accountability, time and budget for sufficient dissemination and under-developed open data eco-systems in particular countries.
- While there is plenty of evidence of innovations resulting from OD4D III that can contribute to better development outcomes through data, the direct link between the two is not yet firmly established and synthesis studies drawing on impact data will be needed for this.



5. Objective 3: Improving data capacity: what works?

EQ1: To what extent did the program achieve its intended outcomes?

EQ4: How well and in what ways has OD4D improved data capacity?

KEY FINDING

The program's capacity strengthening efforts have brought about several positive changes in the open data landscape including awareness raising on the importance of open data in the global south, helping regional hubs expand their networks and external recognition of regional hub projects through awards. The OD4D III program has exceeded most of its targets related to improving data capacity, including for women. As a result, the program managed to produce several key outputs including 79 data literacy teaching tools and 1 000 people participated in capacity-strengthening activities. A study commissioned by IDRC on Data Capacity Building in the Global South has made an important contribution to the field by providing an analytical framework for designing data capacity building programs.

Overview

This section focuses on **Objective 3: Improving data capacity**. OD4D designs and scales data literacy initiatives that help build digital skills for women, youth and other groups to take advantage of new economic opportunities emerging from open data initiatives.²⁸ A key factor limiting the impact of open data initiatives is the lack of understanding how data can be used to drive decision-making, innovation and the rapid response by key stakeholders (i.e., policy makers, civil servants). This objective was therefore meant to explore what data capacities are needed to overcome the key barriers to data-driven innovation in low resource settings. Beyond key stakeholders, there is an opportunity to support data literacy initiatives more broadly that can build both data literacy and digital skills to allow women, youth and other groups to take advantage of new economic opportunities emerging from the internet.²⁹

28 IDRC (2021). Open Data for Development Annual Report: 2020 - 2021. Available here: <https://www.od4d.net/files/od4d-annual-report-2021-en.pdf>

29 Fumega, S., Ruiz, A. and Scrollini, F. (2021). Proposal: OD4D-Phase 3.

Table 6: Objective 3: Improving data capacity

EXPECTED RESULTS	INDICATORS	TARGET	COUNT	PROGRESS
INTERMEDIATE OUTCOMES				
Strengthened ability of key data stakeholders (policy makers, civil society, women's rights groups, entrepreneurs) to produce and use data for policy, entrepreneurship, innovation, journalism, advocacy	#13. Number of evaluation studies with recommendations for future data literacy initiatives and data literacy teaching tools such as courses, curriculum shared online and open educational resources	1-5 evaluation studies 1-5 data literacy teaching tools	79 data literacy teaching tools	
IMMEDIATE OUTCOMES				
Strengthened capacity of policy makers to produce and use open data effectively	#14. Number of male and female public servants who have participated in online and offline training and support	200, with at least 50% women	232 public servants, with at least 169 female participants (72.8% women)	
Increased capacity of women's rights organisations and other civil society groups on how to use data to exercise their rights and to drive social innovation such as civic technology	#15. Number of male and female civil society participants in OD4D training and capacity building activities	200, with at least 50% women	1 408 - from those training activities that disaggregated by gender, x% ³⁰ were female.	
Increased ability of women and youth to use data to engage in data-driven entrepreneurship	#16. Number of people supported in data entrepreneurship activities	100, with at least 50% women	66 female and 26 male participants	Just short of the total number but exceeded the target for women participants.

5.1 Effectiveness - Objective 3: Improving data capacity

OD4D III's data capacity strengthening efforts have brought about positive changes in open data among regions in the global south. The projects designed and developed awareness raising and capacity strengthening activities targeting a range of stakeholders including public servants, students, sectoral interest groups (such as women's groups), civil society organisations and other researchers. Training also took place between projects, for example the GDB strengthened the capacity of the regional hubs to participate in the GDB project. A key part of the OD4D III strategy was to develop data literacy tools to strengthen the ability of key data stakeholders (policy makers, civil society, women's rights groups, and entrepreneurs) to produce and use data for policy, entrepreneurship, innovation, journalism and advocacy. An example from the MENA region illustrates that they developed eight open courses on the data supply side on subjects like python, data analysis, data management plan and machine learning. An example of demand side capacity building is the Introductory Investigative Journalism Curriculum and Training Materials developed by D4D Asia.

30 For the project period, female participation was as follows: MENA 50 - 55.6%; CAFDO 40 - 66.7%; ODAAsia 43 - 100%; ILDA 90% (% data only available for one of their training activities); AODN only # data provided.

There was a strong focus on training public servants and policy makers to produce and use open data effectively. Public servants participated in training on a number of topics across the hubs on topics such as indicators for care work, regional standardisation of data on femicide, violence against women measurement, open data for accountability and anti-corruption, and open data, access to information and advancing gender data.

Data entrepreneurship was another focus area, targeted on women and youth. Only the MENA region of the current grantees reported activities under this objective. It trained 47 women and youth on entrepreneurship and business plan development and those with a strong potential for start-ups received further coaching and business support.

To answer the question of “what works” in capacity development and to inform future programming, IDRC commissioned a study by the Centre for International Governance Innovation (CIGI, 2021) titled “Data Capacity Building in the Global South: Emergent Patterns and Insights from 24 IDRC Data for Development (D4D) Projects”. The study included a full review and synthesis of a selection of 24 IDRC projects related to data capacity building. It identified common themes (*patterns*), effectiveness criteria and program design considerations that are key for success, longer-term impact and more effective sharing/re-use of knowledge outputs and outcomes. The study resulted in an “Analytic Framework for Capacity Development” that can be used to assess the effectiveness of data capacity development initiatives. This is an important contribution to capacity building efforts in the sector.

How has OD4D contributed to capacity or sustainability of open data work in general and for GEI and LGBTQI+ groups?

During its phase III initiative, OD4D aimed to increase the participation of women, women’s rights organisations and youth in its capacity building initiatives. Data collected on indicators 14, 15 and 16 in **Table 6** above indicates that the program achieved its target of 50% female participation across most of its training initiatives. Good examples of this include ILDA’s “Data against Femicides” series, whose attendance consisted of 90% females, and the Caribbean School of Data’s program on digital literacy and data skills which had 73% of students who identified as female.

Although the amount of female participation in capacity building initiatives was greatly detailed, OD4D’s work with LGBTQI+ groups in this regard was not. One documented training session was provided on “Visualisation of violence against LGTB! + People in Central America” by ILDA in 2021³¹ but the number LGBTQI+ individuals and groups who attended this session was not recorded. The extent to which OD4D contributed to the capacity or sustainability of open data work with these groups therefore cannot be determined from the data provided.

5.2 Objective 3: Outcomes

In this section, we explore how well the capacity-building elements were implemented by looking at outcomes achieved. **Table 6** above provides an overview of how the program performed in terms of this objective’s outcome indicators.

From **Table 6** presented above, it is evident that the OD4D III program managed to exceed most of its targets for Objective 3, except for the outcome on **increased ability of women and youth to use data to engage in data-driven entrepreneurship**. A component of the data entrepreneurship training provided here appears to be mentoring and/or coaching. A regional hub representative noted that “there is a lack of experts who can provide mentoring, particularly in the global south” (SSI, regional hub). However, it is very possible that the program will be able to achieve its target, as there is still 6 months of implementation left for this phase and the program is currently not too far off its target.

31 Fallas, H. (2021). Raising Awareness of Violence and Discrimination Against the LGBTQI+ Population. [online] ladatacuenta. Available at: <https://ladatacuenta.com/libredeserhivos/> [Accessed 5 Jul. 2022].

In terms of the outcome on **strengthened ability of key data stakeholders to produce and use data for policy, entrepreneurship, innovation, journalism, advocacy**, the program managed to produce 79 data literacy teaching tools compared to its target of 1-5 tools. This was as a result for the great demand for capacity strengthening in open data and related fields from sort-after experts in the OD4D network. Tools were also developed for different audiences, from basic users to experts, which also contributed to the vast amount of data literacy teaching tools developed during phase III. The data literacy teaching tools included training courses, workshops and materials; blog posts and webinars. Training content included data literacy programs, data analysis, linking laws to data and data against femicide.

Capacity strengthening initiatives also created awareness on the importance of open data and how it can contribute towards development, particularly in the global south. Regions like MENA and CAFDO started with very limited knowledge and capacity in data, with a MENA representative describing it as *"having a baseline close to nil"* (SSI, grantee). A CAFDO representative further explains:

“Our lack of skills was one of the significant obstacles to producing and using Open Data in the region. The OD4D program has allowed us to overcome this barrier through training and capacity building... This was very important for our advocacy actions on open data.”

(SSI, grantee)

As their awareness on open data increased, OD4D hubs saw an increase in collaboration among various actors in their region, which resulted in a much-needed push for open data policy formation and regulation. A MENA representative explains:

“We had a workshop with 30-40 civil servants. These workshops gave us access to policy leaders and helped us get them into the mindset what open data means, what ethical data is, and the responsible use of AI. We also engaged with data owners and spoke to them about the links between ‘big data’ and human rights. As a result, we are now working with an NGO to discuss using data to monitor the (national) elections. We have created momentum around data, and now the Ministry of Telecom has started driving an AI strategy.”

(SSI, grantee)

Furthermore, capacity-strengthening activities also helped the hubs expand their networks. For example, CAFDO stakeholders mentioned that various actors within the region had started hosting a biennial regional conference on open data as a result of capacity-building efforts. This regional conference allows them to engage and host workshops where they can make commitments to future endeavours in data. After its second regional conference in Abidjan in 2019, CAFDO started the process of building a post-event survey and conducting a stakeholder consultation to gather inputs from participants to reflect on its processes and start building a common research agenda and collaborative action plan moving forward.³²

For the outcome focused on **strengthened capacity of policy makers to produce and use open data effectively**, the OD4D program trained 232 public servants – 72.8% of whom were women. A good example was three training sessions developed by Open Data Charter (ODC) for public officials from Buenos Aires’s Statistics Bureau on concepts related to care duties, the diverse dimensions involved in them and how to build indicators to account for them.³³ Another example was a series of talks and workshops titled “Data Against Femicides” hosted by ILDA, Data + Feminism Lab (MIT) and Femicidio Uruguay. The series objective was fostering an international community of practice around

32 IDRC (2021). Open Data for Development Annual Report: 2020 - 2021. Available here: <https://www.od4d.net/files/od4d-annual-report-2021-en.pdf>.

33 Ibid.

femicide data. The series was highly successful, with more than 500 people registered for the entire series, including students, researchers, feminist activists, public officials, multilateral organisations' representatives and other civil society members.³⁴

Finally, for the outcome on **increased capacity of women's rights organisations and other civil society groups on how to use data to exercise their rights and to drive social innovation**, the OD4D program managed to train 1 408 participants compared to its target of 200. The percentage of women trained across the different regional hubs and global partners varied. A good example of this was the digital literacy and data skills training hosted by the Caribbean School of Data. The program was able to reach over 4 000 beneficiaries, with demographics including 73% of learners who identified as female, over 30 graduating learners being senior citizens (>55 years old) and several graduates from the differently abled community.

Data derived from the online survey completed by OD4D boundary partners measured their perceptions of OD4D's contribution to strengthening the capacity of actors in the open data sector, specifically in relation to the equity and inclusion agenda. Most boundary partners reported that OD4D had had an influence on their use and generation of gender-related data. The boundary partners' perceptions are presented in **Figure 9** and **Figure 10** below. They were measured on a scale of 1-5, with 1 being not at all and 5 being very much.

Figure 10: Boundary partners' perception of OD4D's capacity building to strengthen use of data to advance gender equity and inclusion

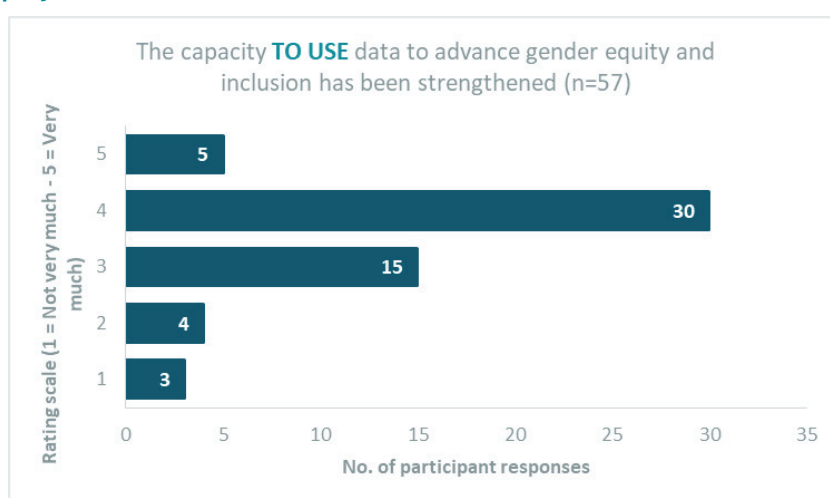
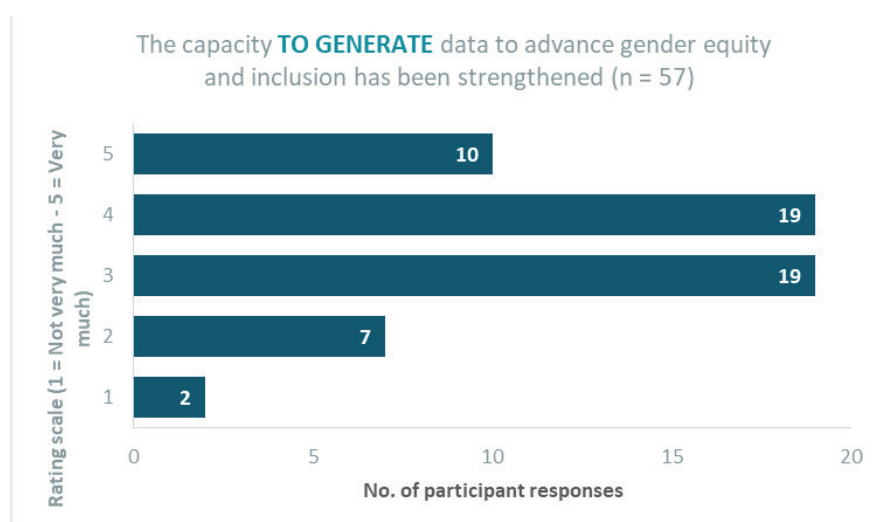


Figure 11: Boundary partners' perception of OD4D's capacity building to generate data to advance gender equity and inclusion



³⁴ Ibid.

Stakeholders outside of the OD4D network also value their capacity building efforts, as seen from awards received for some of their regional hub projects. ODA's data literacy program in the Mekong region received the [World Bank's Digital Skills Innovation Award in 2021](#), in the category of long-range access solution under the [Digital Development Partnership](#).³⁵ The hub is in the process of scaling this program for a wider audience due to its success. Similarly, the awareness-raising initiative on open data by the MENA hub wants to be taken forward by the Minister of Telecoms for additional training of government employees across various sectors. In 2017, another Malaysian project, Telus³⁶, was awarded the Grand Prize of the [Open Contracting Innovation Challenge](#)³⁷ for showcasing how contracting data only becomes useful when it is linked to beneficial ownership³⁸, and with contract information, it can be linked to legislative data politicians can use to show conflicts of interest. Examples of other positive changes as a result of OD4D capacity strengthening initiatives are outlined in **Table 7** below.

Table 7: Examples of short-term outcomes as a result of OD4D capacity strengthening initiatives

Details on data capacity strengthening initiative	Short-term changes/outcomes
MENA Initiative focused on creating awareness of how data can be used for public good. Identified potential data problems within the community, then created groups of 4-5 people which each worked on a data project. Groups consisted of IT technicians and social scientists. Groups had to work together to solve the data problem and flag issues about the data (i.e., the availability thereof, processing, etc.).	<ul style="list-style-type: none"> One of the researchers drafted the Open Data policy for Palestine and is now in the process of drafting the AI strategy for Palestine. Regional hub now in talks with the Palestine Capital Market Authority on putting together regulations to facilitate the work of start-ups
CAFDO Capacity training on data management and AI. This training was aimed at building local capacity in CAFDO in the open data sector.	<ul style="list-style-type: none"> CAFDO has partnered with the African Development Bank on data governance and the use of data for better decision-making. Considering the bureaucratic challenges of inter-governmental/agency collaboration in the region, as mentioned by respondents, it is a good achievement. CAFDO currently exploring how to leverage the expertise in its network to support African Development Bank projects in francophone Africa. Increased funding and support to available open data programs in the region.

In sum, it is evident that OD4D had reached, and in some instances exceeded, their targets for capacity strengthening. Discussions with representatives from various regional hubs and global partners have indicated the positive influence these initiatives have had on participants, with a few strong cases illustrating its impact on regions listed in **Table 7** above. Therefore, it is important that this strong emphasis on capacity building continues beyond OD4D into D4D. As for work with the number of LGBTQI+ groups capacitated, this needs to be made more explicit.

35 Open Development Mekong (2021). Data Literacy | Open Development Mekong. [online] [opendevdevelopmentmekong](https://opendevdevelopmentmekong.net/programmes/data-literacy/). Available at: <https://opendevdevelopmentmekong.net/programmes/data-literacy/> [Accessed 5 Jul. 2022].

36 Telus, meaning "transparency" in Malay, highlights that open contracting can be a powerful tool to hold governments to account, even where little information is available to the public.

37 The Open Contracting Innovation Challenge is a worldwide competition run by the Open Data Institute and the Open Contracting Partnership to recognize ground-breaking data-driven ideas for improving public procurement.

38 Beneficial ownership is the right to some share of a legal entity's income or assets (ownership) or the right to direct or influence the entity's activities (control).

Box 5: Outcome story on capacity strengthening

Demonstrating the potential of open data in the MENA region and working with Palestinian Capital Market Authority

This outcome story demonstrates how investment in capacity strengthening contributes to strengthening the open data movement.

The Palestinian Capital Market Authority has invited researchers from the project titled “Improving Prospects for Data Enabled Livelihoods Among Marginalized Communities in the MENA region” to work on regulations to facilitate the work of start-ups in the region. Through its awareness raising strategy and engagement, the project now has access to policy leaders. As a result of work done by the project, several national institutions from the private sector, NGOs, academia and governmental bodies adopted data and AI strategies and/or established specific units mandated to lead digital transformation policies and practices within their corporate operations by the end of 2021. Furthermore, the project helped establish a unique data and AI start-up structure combining training, mentoring and incubation at the Birzeit University, which resulted in approximately 15 data and AI start-up ideas, 2 of which materialised into actual start-ups by the end of the project (2021).

These outcomes were achieved through the establishment of the MENA hub for the global Open Data for Development network, ODMENA, in December 2016, supported by OD4D III. As one of its objectives, the hub aimed to understand development in the innovation/ entrepreneurship ecosystem, especially in data, and support more inclusive data governance and access.³⁹

The abovementioned project focused on building a sustainable community of practice around the innovative use of data to address development challenges.⁴⁰ As part of the collaboration with the Ministry of Telecom and IT in Palestine (which heads the ministerial Open Data committee), this project launched the open data portal, jointly with the Ministry, and conducted a training workshop for policy makers from 15 government institutions on open data and responsible AI. This comprised almost 150 participants, including IT specialists and social scientists. Technical staff from several government institutions were also trained in the open data life cycle, which included real life exercises. An agreement was reached to carry out further activities with the ODMENA hub, including capacity building programs and drafting an ethical AI charter for the region (currently in the pipeline).

39 Responsible AI in MENA Concept Note (working draft) Access to Knowledge for Development Center (A2K4D) & Birzeit University (BZU). (2021).

40 IDRC - CRDI (2021c). Improving Prospects for Data Enabled Livelihoods Among Marginalized Communities in the MENA region | IDRC - International Development Research Centre. [online] [www.idrc.ca](https://www.idrc.ca/en/project/improving-prospects-data-enabled-livelihoods-among-marginalized-communities-mena-region). Available at: <https://www.idrc.ca/en/project/improving-prospects-data-enabled-livelihoods-among-marginalized-communities-mena-region> [Accessed 5 Jul. 2022].

5.3 Enablers and barriers

The enablers and barriers evaluation participants identified for this objective were fairly limited, as outlined in **Table 8** below.

Table 8: Enablers and barriers of Objective 3

ENABLERS	BARRIERS
Adaptation of training curriculums and platforms into local languages	No in-person training due to COVID-19 (challenge for hard-to-reach populations)
Use of alternative technology (i.e., data visualisation) to assist less-literate populations during training	Lack of awareness among stakeholders in the global south of the importance of data and what it can be used for meant that it was sometimes difficult to convene people
	Lack of data experts to support with capacity building initiatives & mentoring (particularly in global south)
	Lack of infrastructure and access to certain technologies limits the impact of capacity building
	Low level of data literacy and access to technology among indigenous communities

Key point summary

- A key factor limiting the impact of open data initiatives is the lack of understanding on how data can be used to drive decision-making, innovation and rapid response by key stakeholders (i.e., policy makers, civil servants). This objective was therefore meant to explore what data capacity is needed to overcome the key barriers to data-driven innovation in low resource settings.
- The OD4D III program managed to produce 79 data literacy teaching tools, which include training courses, workshops and materials, blog posts and webinars. Training content included data literacy programs (for basic users to IT experts), data analysis, linking laws to data and data against femicide.
- As a result of OD4D capacity building initiatives, a few short-term outcomes have been identified in some of the regional hubs. These outcomes include greater cooperation with government ministries or development partners on issues such as creating the infrastructure for data innovation and work on data governance.
- Enablers that have been identified by program grantees for improving data capacity include financial resources provided by OD4D to the regional hubs and global partners for capacity building initiatives, the adaptation of training curricula and platforms into local languages and the use of alternative technology (i.e., data visualisation) to assist less-literate populations during training.
- Barriers to improving data capacity include no in-person training due to COVID-19 (challenge especially for hard-to-reach populations), the lack of awareness among stakeholders in the global south of the importance of data and what it can be used for, the lack of data experts to support with capacity-building initiatives and mentoring (particularly in the global south) and the low level of data literacy and access to technology among indigenous communities



6. Objective 4: Supporting southern voices in data policy making

EQ1: To what extent did the program achieve its intended outcomes?

EQ5: How well and in what ways has OD4D supported southern voices in data policy making?

KEY FINDING

The OD4D III program exceeded most of its targets related to supporting southern voices in data policymaking. Various OD4D stakeholders identified several ways in which the program supported and encouraged southern voices in data policy making through its initiatives. This includes ILDA in Latin America taking the lead in running the GDB initiative and using its networking forums to further support the incorporation of southern voices through the translation of its materials into French for the Francophone African stakeholders. However, COVID-19 restrictions, such as travel bans, limited the program's efforts to support leaders in the global south in terms of travel and/or financial support to attend regional and global events. It was however noted that it is yet to be seen whether OD4D's efforts translate into decision-making at global level.

Overview

This section focuses on **Objective 4: Supporting southern voices in data policymaking**. Effective open data policy is a key enabler to realising the benefits of data for development, but it must also balance digital rights and privacy, security, trade, innovation and economic agendas, intellectual property and ownership.⁴¹ Data governance and new approaches and models for data sharing are being debated in a number of different forums, but approaches designed in the global north do not necessarily reflect priorities and needs of those in the global south. The inclusion of southern voices brings relevance to work in the global development space, as an outside perspective (i.e., voices from the north) may not always recognise central and relevant themes that actually matter to the people from the south⁴². Therefore, southern voices are needed in the open data sector to develop the most appropriate, cohesive and inclusive policy frameworks and approaches to achieving sustainable development. This objective was therefore aimed at supporting activities to promote southern voices in data policy making. **Table 9** below provides an overview of how the program performed in terms of this objective's indicators.

41 Fumega, S., Ruiz, A. and Scrollini, F. (2021). Proposal: OD4D-Phase 3.

42 Konttinen, P & Vihriälä, A (2014) Enhancing Southern Voices in Global Education. KEPA

Table 9: Objective 4: Supporting southern voices in data policymaking indicator table

EXPECTED RESULTS	INDICATORS	TARGET	COUNT	PROGRESS
INTERMEDIATE OUTCOMES				
Improved data governance approaches are inclusive	#17. Number of papers, case studies and research are published to help inform data governance issues and approaches (focus on including under-represented perspectives)	1-10	14 papers	
	#18. Number of citations of research contributions to regional and global forums	At least one citation/ contribution per case study	50 citations	
Government progress on data enabling environments, availability, sharing, and use	#19. Using the GDB study, anticipated to be published in 2021, assess the direction of progress of focus countries	No target set	109 countries targeted in the data collection and analysis	
	#20. Number of male and female participants annually engaged in OD4D supported events [global (IODC), regional events (Condatos, AODC, DevCA, CAFDO) and national events]	No target set but with a 50-50%, with overall participation indicative of levels of interest	3 686 participants approx. (at least 64% female participation)	
	#21. Number of governments receiving technical support	Between 5-10	30 government units or ministries	
IMMEDIATE OUTCOMES				
Improved inclusion of under-represented perspectives (women, indigenous groups, LGBTQI+, etc.) in data governance forums	#22. Number of leaders who received support to engage in data policy discussions (at least 50% women and under-represented groups)	Up to 100 receive travel or financial support to attend regional or global events	Not applicable given COVID restrictions (34 female and 25 male leaders supported)	COVID-19 affected this target at the time of the evaluation, but it was expected to catch up by the end of the program

6.1 Effectiveness - Objective 4: Supporting southern voices in data policy-making

One of the main ways in which OD4D phase III supported southern voices was capacity-building initiatives. The two project objectives are mutually reinforcing, with capacity strengthening seen as a way to bridge the data gap between the global north and south and determine what is needed to overcome the barriers to data-driven innovation in low resource settings. Four of the regional hubs funded by this phase had project objectives specifically dedicated to capacity strengthening within their region. The hubs and their related objectives are outlined in [Table 10](#) below.

Table 10: OD4D hubs in the global south with project-specific objectives related to capacity strengthening

REGIONAL HUB	PROJECT OBJECTIVE RELATED TO CAPACITY STRENGTHENING
AODN and ODAAsia	Build evidence on the efficacy of capacity-building and data literacy interventions for policy makers, journalists, civil society, and the potential to scale and reproduce what works.
CAFDO	<ul style="list-style-type: none"> • To strengthen the capacity, influence and reach of the CAFDO network. • To improve the capacity of governments and other stakeholders to release data about public goods and services. • To build capacity for women's organisations, journalists, and other key intermediary civil society groups to have the skills to use data, for example for entrepreneurship, policy influence, and innovation and to exercise their rights.
MENA	To strengthen the capacity of researchers and stakeholders across the region to utilise and understand AI and data for development to influence responsible AI work. This includes networking and convening AI innovators and practitioners, researchers, policy makers and collaborators to share knowledge and opportunities, and to build capacity at all levels, as well as facilitating advocacy and policy stakeholders to be able to respond to new and emerging issues and opportunities arising from AI technologies, data and developments.

Of the support provided to regional hubs and global partners in the global south, an IDRC member explains:

“There are many great ideas that come from the South, ideas that people in the North wouldn't think of as they are not facing the same challenges. For me, it is important that research for the public good is funded in the South, as there are not well-developed eco-systems for research, which is imperative to better the governance of open data.”

(SSI, IDRC)

During discussions with IDRC representatives, it was further highlighted that policy making processes and influences within the global policy forums are often unclear, and that focus should instead be placed on the local influence of policy regimes. To ensure this focus, an IDRC member explains:

“We brought Southern voices to global events, to ensure that discussions around multi-government and multilateral policy structures included their opinions as well. Many Northern-based corporations who live off big data often obtain this in extractive ways. Although OD4D does not have as much influence on correcting this, our platforms are a good way of getting conversations around these issues started.”

(SSI, IDRC)

Furthermore, inclusion of open data in NAPs makes a significant push for change at the local and/or regional level of hubs. This is followed by funding from the OD4D network (which is further discussed in section 7 below), which ensures that southern researchers are part of the eco-system, are participating in global events and have increased visibility.

Discussions with key stakeholders highlighted several instances where OD4D supported and encouraged southern voices in data policy making through its initiatives, for example, having ILDA, a southern-based organisation, take the lead on running the Global Data Barometer initiative. The project team now largely consists of southern based partners for the first time who are responsible for not only collecting data, but also working with the data infrastructure. An ILDA representative explains the impact a predominantly southern-based team has had on the initiative thus far:

“There is a greater appreciation of the socio-economic baselines of developing countries, and thinking around how best to represent the results of less developed countries. There is also more consideration put into putting forward recommendations that are relevant to their context - making them more realistic and helpful.”

(SSI, grantee)

Secondly, the evaluation found that OD4D has been using its networking forums to further support the incorporation of southern voices, enabling this through translation of materials into French for the Francophone African stakeholders – communication having been identified as one of the major contributing factors to the lack of capacity and skills gap present in the region. These capacity challenges contribute to challenges around the release of quality open data about government services, which in turn results in the lack of use of open data, although there is demand from academics, journalists, technology innovators and civil society groups for quality, timely and shareable open data about local populations and issues.⁴³

“I believe OD4D has improved the participation of French-speaking countries in the region, by putting in place provisions to facilitate access to information and participation in forums through translation into French. This allows increased participation from French-speaking participants, and enables them access to tools and resources in their language, which can be used for awareness and advocacy for open data in their countries.”

(SSI, grantee)

Thirdly, although limited, OD4D has created space for indigenous voices to be heard through a few of its international workshops. An ODAAsia representative explains:

“Our teams in South-East Asia are very conscious of having Southern voices lead and engage discussions. We brought along big indigenous leaders to participate in both national and international round tables, which formed part of one of OD4D’s international events.”

(SSI, grantee)

Finally, in **Table 10**, the immediate intended outcome of this objective is improved **inclusion of under-represented perspectives (women, indigenous groups, LGBTQI+, etc.) in data governance forums**. One of the OD4D grantees expressed that the project has “contributed to more thoughtful consideration of inclusion, limiting the bias in data, the ethical collection of data, as well as its ethical use” (SSI, grantee). As a representative from Gender Pay Gaps explains:

⁴³ Fumega, S., Ruiz, A. and Scrollini, F. (2021). Proposal: OD4D-Phase 3.

“The OD4D initiative highlighted that it is not only access to open data that is important, but what we do with it – how we can use it to drive better development outcomes. In other words, looking at what we need to do with this open data to ensure we see its impact within our areas of interest and work.”

(SSI, grantee)

Although OD4D has made use of several opportunities to support the inclusion of southern voices in global forums, the influence on global data policymaking is yet to be seen. A representative from one of the program’s funders explains:

“The program has strengthened southern voices to participate in international forums on open data and open governance, but we have yet to see this translate into the capacity to influence decision making at global level. Some southern countries are indeed producing data, but this is still timid. I know southern voices are now around the table, but they are certainly not at the forefront. Those who usually have a leading role in decision making still occupy the same space, so there is still some work to do.”

(SSI, funder)

6.2 Objective 4: Outcomes

Based on **Table 9** above, it is evident that the OD4D program has exceeded the targets set for most of its outcomes on supporting southern voices in data policymaking, except for its immediate outcome on **improved inclusion of under-represented perspectives (women, indigenous groups, LGBTQI+, etc.) in data governance forums**. This was largely due to the COVID-19 pandemic, which imposed travel bans between many countries and prevented and/or delayed many global events. As a result, OD4D only managed to support 59 (34 female and 25 male) leaders in terms of travel and/or financial support to attend regional or global events (when these were eventually permissible). Furthermore, there are challenges in documenting work done with LGBTQI+ groups. Many may not want to reveal their status due to stigma and to maintain their safety. It was noted that the pandemic had increased the demand for local experts in data governance forums due to experts in the global north – acting as another opportunity for southern voices and perspectives to be included in these forums.

In terms of the outcome on **improved data governance approaches (that) are inclusive**, OD4D exceeded its target on both the number of papers, case studies and research published to help inform data governance issues and approaches, and the number of citations of research contributions to regional and global forums. With the former, the program published 14 papers out of its target of 1–10, including papers on the “Migration data governance in a changing Latin American landscape” and “Mapping the data economy landscape in MENA”. With the latter, OD4D managed to garner 50 citations compared to its target of at least one per case study. This includes citations in a discussion paper by Ashraf and Shaharudin (2021) on challenges and opportunities for open government data in Malaysia⁴⁴ and several other newspaper and magazine articles.

With its outcome on **government progress on data enabling environments, availability, sharing, and use**, the OD4D program managed to support 30 government units and ministries compared

⁴⁴ Ashraf and Shaharudin (2021). Open Government Data in Malaysia: Landscape, Challenges and Aspirations. Available at: <http://www.krinstitute.org/assets/contentMS/img/template/editor/Open%20Government%20Data%20in%20Malaysia%20-%20Landscape,%20Challenges%20and%20Aspirations.pdf>.

to its target of 5-10, an example being ODAAsia providing technical support to the Malaysian Administrative Modernisation and Management Planning Unit for impact and anti-corruption.

In terms of the other achievements linked to this outcome, the program managed to include 109 countries in data collection and analysis in preparation for the GDB study and it engaged approximately 3 686 participants (with at least 64% female participation) in OD4D supported global (IODC), regional (Condatos, AODC, DevCA, CAFDO) and national events. These last two achievements had no predetermined target.

Although the OD4D program has started laying the foundation for the support of southern voices in data policymaking, significant changes (i.e., outcomes) at this level may require more time and resources before they become apparent. However, a few of short-term outcomes have been identified through this evaluation. Two examples identified by evaluation participants are outlined in the Table 11 below.

Table 11: Short-term outcomes as a result of OD4D activities supporting southern voices in data policymaking

INITIATIVE SUPPORTING SOUTHERN VOICES	SHORT-TERM OUTCOMES
ODAsia Data for development platform aimed at opening up data and information in Southeast Asia and increasing transparency.	Higher-income countries like Singapore always had strong representation in this sector. Now the region is seeing more policy pushes in lower-to-middle income countries (LMIC) like Indonesia, whose government is in the process of issuing a One Data Policy. This is set to put a focus on data quality and management systems in recognition of the inferior quality of many data assets in LMIC. ⁴⁵
CAFDO Capacity training on data management and AI. This training was aimed at building local capacity in CAFDO, in the open data sector.	Through OD4D capacity building, various actors within the CAFDO region were able to establish their own network and they started hosting their own biennial conference on open data. This platform allows them to engage and host workshops where they can make commitments towards future endeavours in data.

45 Canares, M. (2019) Open Data Around the World - South, East, and Southeast Asia. In T. Davies, S. Walker, M. Rubinstein, & F. Perini (Eds.), **The State of Open Data: Histories and Horizons**. Cape Town and Ottawa: African Minds and International Development Research Centre. Available at: <https://www.stateofopendata.od4d.net/chapters/regions/seasia.html>.

Box 6: Outcome story, Southern Voices in the World Development Report (WDR) of the World Bank

In January 2020, on the sidelines of the Global Data Barometer design workshop in Washington DC, OD4D co-hosted with the World Bank team the very first consultation on the concept note of toward the World Development Report 2021 “Data for Better Lives” . Following this, OD4D and IDRC supported many other engagements. For example in August and September 2020, IDRC and the OD4D network co-hosted three digital consultations to inform the WDR development, engaging Southern experts from academia, think tanks, industry and civil society – key audiences identified by the World Bank. The three consultations were hosted by the IDRC regional directors, including from the Asia, Latin American, West, East and Southern African regions. These consultations ensured that the WB team was able to engage with thoughts and ideas beyond “the usual suspects” of other global networks, reaching experts in low and middle income countries. Over 150 different stakeholders participated in these consultations, all of them from developing country contexts. IDRC participated in the Advisory panel and the research from partners were extensively featured in the report. A video on the contribution can be viewed video here: [IDRC connects Global South expertise to the World Development Report 2021: Data for Better Lives | IDRC - International Development Research Centre](#)). Overall, these activities were the result of a very deliberate effort that required a great amount of collaboration across IDRC (including IDRC President, VP for programs and Partnerships, Knowledge Translation Unit, Communications Department and all regional offices) to support the voices of Southern leaders in the OD4D network.

6.3 Enablers and barriers

The enablers and barriers identified for this objective by OD4D staff, grantees and funders interviewed for this evaluation are outlined in **Table 12** below.

Table 12: Enablers and barriers of Objective 4

ENABLERS	BARRIERS
<ul style="list-style-type: none"> • Highlighting the value of inclusion: OD4D projects have showcased how sharing and using data drives accountability and transparency supports social innovation and entrepreneurship and informs more inclusive practices in the global south. • Language accessibility: Facilitating live translations during conferences and access to translated resources. • Capacity strengthening: The focus on capacity strengthening has enabled partners in the global south to produce and use open data and supported their greater integration into regional and global discussions on open data. • Southern partners: Having southern partners organise regional hubs and conduct active research in their regions and participate in global projects has contributed to building the field in the south, then funding these partners to participate in global discussions around open data standards has also been an enabling factor. • Hewlett Foundation, and international donor, was specifically interested in funding francophone Africa, which was an enabler for the project design and work done with CAFDO. 	<p>Dominance of northern players in global events: There is a lack of diversity among the leadership who convene discussions around open data in global events.</p> <p>Restrictive contexts in the global south: General political ecosystem of countries in the global south. There is often a lack of openness and transparency among these governments, which hinders advancements in open data and open governance.</p>

Key point summary:

- Data governance and new approaches and models for data sharing are being debated in a number of different forums, but approaches designed in the global north do not necessarily reflect priorities and needs of those in the global south. This objective was therefore aimed at supporting activities that promote southern voices in data policy making.
- The OD4D program has supported and encouraged southern voices in data policymaking emerging from the evaluation by affording a regional hub the opportunity to run a global initiative, enabling better engagement of Francophone African stakeholders through translation of materials into French and creating space for indigenous voices to be heard at its international and national round table discussions.
- Multiple enablers for supporting southern voices in data policymaking have been identified, including active research initiatives on open data in the global south, facilitating live translations during conferences and access to translated resources, and funding hubs in the global south to participate in global discussions around open data standards.
- Barriers identified include lack of diversity among the leadership who convene discussions around open data, and the general political ecosystem of countries in the global south, where there is often a lack of openness and transparency among governments, which hinders advancements in open data and open governance.
- Strengthening networks in the global south has been a key strategy. An example of a short-term outcome realised in this regard is that OD4D support through capacity training on data management and AI has resulted in the development of a network within the region. This CAFDO network now hosts its own biennial conference on open data, where members can engage and host workshops to make commitments towards future endeavours in data.



7. Objective 5: Strengthening the OD4D network sustainability

EQ6: What can we learn about the appropriateness, effectiveness and sustainability of the network approach to achieve the program outcomes?

KEY FINDINGS

The OD4D program successfully used a network approach to achieve its objectives. Members gathered around the values of openness, transparency and inclusion, and were supported to expand their research capacity and local reach. They highly valued the opportunity to connect with each other and to be able to contribute to global discussions on open data. While knowledge management and collaboration brokering were insufficiently developed during this phase of the program, there is some evidence of shared learning and cross-hub collaboration. Through the OD4D, IDRC has contributed to building the global open data ecosystem, thus laying the foundation for scaling and sustainability of regional initiatives. The program's transition to data for development with a stronger focus on knowledge management and collaboration opens considerable opportunities for growth and sustainability of the network.

Under **Objective 5: Maintaining the sustainability of the OD4D network and regional hubs to support systemic change efforts**, the OD4D program aimed at "building local leadership through the creation of regional networks, including the capacity to support high-quality research, inclusive practices, and to use adaptive management principles to improve and refine programming".⁴⁶ The program's theory of change (ToC) proposed that if sufficient open data research, practice and use was encouraged at regional level, the long-term sustainability of the network would be secured. OD4D Phase III focused on strengthening activities and capacity in Francophone Africa.

7.1 Effectiveness of the OD4D network

The question of effectiveness broadly refers to the degree to which the OD4D program was able to achieve its planned objectives, what outputs were achieved and what adaptations were made, if any. **Table 13** below provides an overview of the evaluators' assessment of the program's performance, drawing on data submitted by IDRC in May 2022. There is sufficient evidence to conclude that of the four intended outcomes, all were achieved.

46 Fumega, S., Ruiz, A. and Scrollini, F. (2021). Proposal: OD4D-Phase 3.

Table 13: Objective 5: Maintaining the sustainability of the OD4D

EXPECTED RESULTS	INDICATORS	TARGET	COUNT	PROGRESS
INTERMEDIATE OUTCOMES				
Improved sustainability of OD4D network hubs	#23. Additional support for the hubs work, show evidence of strategic engagement and/or collaborations outside the network	No target set	48 instances	
Enhanced awareness of and use of gender-based approaches throughout the OD4D network	#24. Evidence of progress on gender including in the makeup of project teams, in trainings, and in research findings (to be assessed directionally - in terms of positive, neutral, or negative progress)	No target set	17 new gender commitments or strategies	
IMMEDIATE OUTCOMES				
Increased capacity of OD4D hubs to support coordination, communication, and research support	#25. Number of OD4D initiatives	1 learning forum for OD4D	65 OD4D-led coordination and learning activities	
	#26. Coaching and mentorships in learning, gender equality, evaluation, communications activities	Quarterly webinars on emerging topics Coaching support for hubs		
Strengthened support for core teams and work of OD4D hubs	#27. Number of OD4D synthesis papers and blog posts, and webinars on emerging issues on OD4D and partner hub websites	No target set	44 research outputs on a variety of media (print, online, radio, presentation)	
	#28. Social media influence scores	No target set	For May 2021, more than 832 profile visits, 35 new followers and 7 772 tweet impressions	

The discussion of project effectiveness under this objective is guided by the evaluation questions at the beginning of the section and the Network Functions Approach, which the evaluation used to further describe and assess the functionality of the OD4D network.

OD4D functions as a program led by IDRC that supports a network approach. From the outset, IDRC has followed the strategic priorities and outputs ultimately established by the regional hubs based on their local context. From IDRC's perspective, the program's purpose is two-fold:

- Provide capacity-building and support to regional hubs to *"connect to the communities they work in"*⁴⁷
- Facilitate the collaboration and connection across hubs and with the global data community. Going forward, IDRC intends to strengthen this model where IDRC supports a *"global OD4D network that would be owned by the partners more directly"*, by *"supporting partners from behind"*⁴⁸.

47 Comment from interview with IDRC staff member.

48 Ibid.

In line with the program's ToC, the IDRC hoped that this bottom-up approach would contribute to the continuous relevance and future sustainability of the network and its work.

Box 7: Network Functions Approach

The **Network Functions Approach (NFA)** is a model for studying networks through their properties and patterns of behaviour and focuses on describing what they do: their functions. Five functions are described:

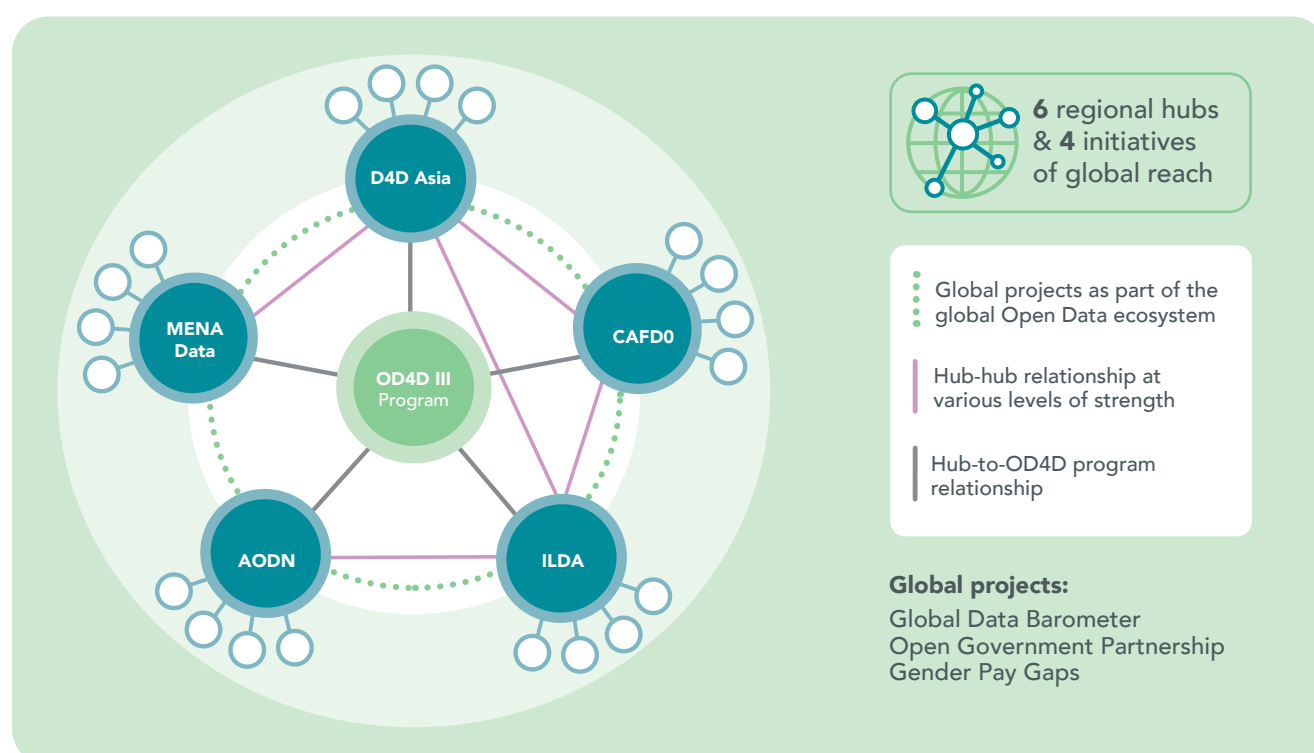
1. **Knowledge** management functions refer to the ability of networks to acquire, filter, exchange and disseminate knowledge.
2. **Amplification** and advocacy functions help networks place issues on the global agenda, amplify the voices of their members or constituents, put pressure on stakeholders and enhance members' legitimacy and status.
3. **Community** building enables networks to build shared visions among diverse stakeholders, play a role in building cohesive mutually supportive communities.
4. **Convening** heterogeneous groups provides a bridge between groups who wouldn't normally meet, generating coherence through organisation and developing connections between supply and demand.
5. **Mobilising** resources to manage resources dependencies, provide and efficient channel for aggregated funding and provide funding and services to enhance the work of members through, for example, capacity development.

The approach recommends that network forms follow the function they aspire to perform for their members.

Hearn, S. and Mendizabal, E., 2011

The diagram below provides a representation of how the network is structured. It illustrates the connection between hubs and the global projects, highlighting that each hub has formed its own network. Hence, the OD4D network can be seen as a network of networks.

Figure 12: Diagram of network structure (self-generated)



7.2 Nature and function of the six hubs and how they influence sustainability

Overall, the evaluation found evidence that the OD4D network delivered across all five functions, although the scope, reach and satisfaction by network members varies across the functions. Community building and convening,⁴⁹ as well as amplification and advocacy, were the most prominent and valued functions performed by the network according to members. Details of the effectiveness of the network approach are discussed below.

7.2.1 Community building and convening

Community building and convening are complementary and mutually reinforcing network functions. They bring together heterogeneous groups by developing connections among members based on a shared vision, coherence of purpose and trust building.

Evaluation respondents agreed that this function was one of the most critical and prominent. The OD4D network has adopted a 'network of networks' form, where regional hubs have been supported to engage and support relevant organisations in their regions working in the open data field. While the program or network branding has not generally filtered down to local level (meaning, regional hubs are better known than the OD4D program), some members indicated that the ability to tap into a pool of experts and regional experiences has fostered a sense of belonging and trust in the power of the collective.

Regional hubs and global projects highly valued the possibility to learn from the experience of other projects in their contexts, the potential to tap into diverse knowledge and expertise, and the relationships established among individuals over time.

“...We still feel part of something bigger when we have relationships”

(SSI, grantee)

Community building was supported in a number of ways. In addition to facilitating monthly information exchanges across network members and its participation in relevant global events, the OD4D network enabled members to contribute to global products that boosted the sense of community and shared identity - the best example is the Global Data Barometer. In this example, the GBD partnered with OD4D regional hubs to ensure the project was contextually relevant by including them in the design of its survey instrument, working with country-level researchers and supporting local dissemination. This also supported the network's main capacity strengthening objective (*“as a way of building a network of consultants”*) of building leadership in open data research, practice and use at the local level. The OD4D implementing team recognised that more could be done through building a community around a shared vision, which will be the focus of the new program phase.

Interviews revealed that network membership is not equally understood across partners: some global project representatives consider their initiatives outside of the network of regional hubs by virtue of their global application. IDRC, as the funder, acts as the glue that binds the initiatives together; however, boosting the sustainability of the network beyond the OD4D program boundary may require some redefinition of roles, purpose and functions.

49 The analysis of community building and convening functions has been merged for the purpose of this evaluation.

7.2.2 Amplification and advocacy

Amplification and advocacy functions help networks place issues on the global agenda: advocacy looks to influence decision makers and their agendas; amplification network functions aim to enhance the status of their members in a bigger circle of influence by acting as a platform.

OD4D network members and the program implementing team position the network's work more around amplification than advocacy. This is to be expected since IDRC is primarily a research funding institution. It is widely recognised that the network has amplified the voices of hub members in the global arena. Specific examples of amplification include ILDA co-hosting the International Open Data Conference in 2016 (in previous program phases), the participation of OD4D regional hubs in the World Bank World Development Report 2021, and hosting regional consultations in local languages to be fed into the main report.

In line with its strategic priorities of building local capacity and amplifying southern voices, IDRC was focused on strategically positioning the OD4D network and its partners in *"the global infrastructure"* of development actors and priorities.

“Individually their voice would not be strong in these broad structures, but collectively, we can integrate a more strategic plan.”

(SSI, IDRC)

“We’re trying to go out there, on our own and trying to make the case for open contracting. That process only goes so far, and we realise that we are part of an ecosystem and the OD4D network helps us position ourselves as part of the ecosystem.”

(SSI, grantee)

“Amplification and advocacy...is the most prominent and valuable of the four [functions]: whatever you do, you have a louder voice from the OD4D program”

(SSI, grantee)

By virtue of their OD4D membership and work within the network, regional hubs have become focal points for OD global actors, effectively expanding the global OD ecosystem into the global south. Part of this amplification effort was aimed at the donor community, which links to the sustainability of the network and its individual actors and it is discussed in more detail in section 7.2.4

The advocacy and amplification work is also validated by the network's communication efforts which resulted in 44 posts on OD4D related issues promoting the work of members (i.e., 'Challenges and opportunities for open government data in Malaysia'), bringing awareness to research trends (i.e., 'Digital Safety and Online Education During COVID-19') and results and shining the light on burning issues for the data community (i.e., 'Tracking Latin America's Other Pandemic: Violence Against Women'). The posts include a combination of synthesis papers, blog posts and webinars led by network members (regional hubs and global project representatives) and IDRC staff.

Ultimately, the network's amplification efforts served to introduce and/or strengthen the voices of network partners in the global open data community; the resulting connections and visibility of specific members are a positive factor in supporting the sustainability of network members.

7.2.3 Knowledge management

Knowledge management refers to the ability of networks to acquire, filter, exchange and disseminate knowledge. In the context of the OD4D program, knowledge management was facilitated primarily through monthly roundtable discussions of network members and a bi-monthly newsletter. The annual reports (one in phase III, with data gathered for another) across phases also fulfilled a knowledge sharing function. However, the 2017 program's mid-term evaluation flagged the limited reach of this network function as an area for improvement for the program. In response, OD4D tried to bolster this function by appointing a learning facilitator to drive a more purposeful learning strategy in phase III.

The OD4D website was used to feature various research and engagement products from hubs and global projects in the form of blogs and articles. However, the list of research outputs available to network members is not comprehensive or searchable, and its functionality is therefore limited, according to some interview respondents. Evaluation respondents agreed that knowledge management is the least developed function of the four. While the IDRC recognises the value of effective knowledge management, funding and resources to implement a purposeful strategy have not been readily available and as a result, the approach has been "*ad-hoc*" around specific actions.

One of the evaluation questions sought to establish the extent to which learning and sharing happened across regional hubs and this is the focus for the rest of the section.

While the OD4D network facilitated opportunities for connection and mutual sharing among network members, identification of specific synergies or collaboration opportunities was left to members. This approach relies on members to initiate follow-up actions with other members in cases where they feel important and relevant. For example, the collaboration between Malaysia and Kenya was ignited by a third-party connection who identified commonalities in the countries' history and governance systems. This experience points to the fact that sharing and scaling of practices in open data is more likely to occur between countries with similar governance systems, irrespective of where they are geographically located (i.e., Malaysia and Kenya are both Commonwealth members). There is also evidence of intra-region collaboration and sharing of approaches, tools and good practice, particularly in the ODAAsia regional hub around issues such as anti-corruption, open procurement and contracting monitoring platforms, open legislature parliament and indigenous data sovereignty in the Mekong region.

While this approach ensures sustained commitment to see the collaboration through based on alignment with specific project objectives, it is possible that some learning and collaboration opportunities may have been missed. Stronger coordination to strategically identify synergies across regional and global initiatives and connect members and their work was identified by regional hub members as a need.

7.2.4 Resource mobilisation

The NFA, as do other collaboration models⁵⁰, highlights the importance of leadership provided by a facilitator, secretariat or board to connect members, ideas, activities and resources in a way that sustains the network's functions and promotes its purpose.⁵¹

⁵⁰ See the role of the backbone organisation under the Collective impact model.

⁵¹ Hearn, S. and Mendizabal, E. (2011). Not everything that connects is a network. Overseas Development Institute.

Available at: http://globalfok.us/images/Kapacitetsudvikling/publikationer/at_arbejde_i_netvaerk/Not_everything_that_connects_is_a_network.pdf.

In the case of the OD4D network, this function has materialised at a later stage in the program. While there are some examples of collaboration across regional and global projects in research (i.e., GDB) and fundraising (i.e., successful application to the World Bank Trust Funds by a collective of regional hubs), such multi-actor collaborations have emerged organically from the regular interaction of network partners, although some members felt this was insufficient to truly harness the network's potential. They highlighted the importance of the coordinating agency's role in actively identifying and enabling collaboration, which has largely been lacking in previous OD4D phases.

The structure of the program funding has also shaped IDRC's approach to program sustainability. Initiated in 2015, the program has run in 2-year funding cycles, at the end of which funding agreements had to be renewed or new funding partners found. It is unlikely for a program with short funding cycles to realistically achieve long-term development outcomes (such as inclusive governance and growth or greater gender equality) in such a short timeframe. In spite of this uncertainty, consecutive OD4D program phases have built on previous work and, overall, have contributed to strengthening the field globally. Because research supports that innovation and scaling are more likely to occur in a more mature ecosystem,⁵² it is fair to say that the OD4D's program has laid the ground for scaling and sustainability. Because regional hubs are at very different stages of development, there is an opportunity for the OD4D network to enable less mature hubs to leverage off the experience of more mature regional members.

In addition, IDRC prioritised hub sustainability as the foundation for whole-program sustainability by supporting its research and policy advocacy efforts regionally. The OD4D network was not developed with a grand vision and plan for everyone to follow, but rather as a vehicle to grow the ecosystem from the bottom-up – by supporting local agendas and research and advocacy efforts. Plans for a post-phase III program are more intentionally focused on *“building the structure of the network in the longer term”* by, for example, establishing a global hub not only to help integrate regional efforts but also to strengthen the voices of southern partners in the global OD debate. These efforts are already underway in the work of the D4D Research Hub.

Some regional hubs have been more successful than others in raising funding independently of the network. For example, ODA Asia has secured a funding partnership with the Luminate Foundation to support some of its priorities, including indigenous data sovereignty and freedom of expression in Malaysia. ILDA, one of the more mature and self-reliant regional hubs, started off as a grant and has become a registered organisation. During the program, it has expanded partnerships with existing and new donors, including The Luminate Foundation and the South American Development Bank. Additionally, a number of regional hubs have secured budgets to cover their participation in the GDB research and dissemination work. Budget ranged from USD 20 000–34 000 depending on the number of countries coordinated by the hub.

While most evaluation participants believe that appealing to a larger number of funders is paramount for network sustainability, they also acknowledge that the open data movement is not a strategic priority for the development community. Broadening the focus to D4D therefore potentially opens doors for increased funding diversification.

Regional hubs who may not have yet secured external funding valued the opportunity to *“build a community of practice”* in their regions, and to develop new and strengthen existing partnerships with relevant institutions in their regions (universities, government departments, etc.).

The new focus on strategic knowledge management and resource mobilisation of the D4D Research Hub is a welcome shift, which is likely to impact network sustainability positively. The initiative will

52 OTT Consulting and Southern Hemisphere (2021). Evaluation of the IDRC's Strategy to Scale Research Results. Available at: <https://idl-bnc-idrc.dspacedirect.org/bitstream/handle/10625/60649/IDL-60649.pdf?sequence=2&isAllowed=y>.

reach out to a larger number of regional partners around a competitive research partnership model, which is hoped will scale up the work. Should the coordinating role not be strengthened specifically around the identification and brokering of collaboration and resource mobilisation opportunities for members, there is a risk of discouragement and/or cost-opportunity consideration for members to remain engaged with the network.

Lastly, there is evidence that the transition of OD4D program elements to becoming southern-led is top of mind for IDRC program staff (D4D Research Hub is led by South Africa-based Research ICT African and Latin America-based, ILDA). This is a positive direction in alignment with the program's Objective 4 on promoting southern voices and for network sustainability.

7.3 To what degree do members of OD4D's regional network share a clear vision for the network?

Collaboration among different entities often begins with alignment around an issue, sharing a vision for the future and, possibly, defining a common agenda.⁵³ When the vision is not shared, it is likely that collaboration partners will sooner or later lose motivation to remain engaged. This is particularly important for network partners where 'collaboration management' can be decentralised and shared across a group of partners.

The OD4D program network vision was not formulated at the program's onset, which has enabled it to evolve organically, while focusing on its core purpose of strengthening regional research capacity in the global south in the areas of "*public good and innovation*". The decentralised nature of the OD4D global network means that members did not necessarily share a clear vision for the network.

“The global network is an attempt to have the whole be greater than the sum of the parts.”

(SSI, IDRC staff)

From the onset of the program, IDRC selected broad program goals and outcome statements that could accommodate regional visions in the form of research priorities relevant to regional hubs in their contexts. While key informants acknowledged that this localised approach at times posed a challenge to ensuring the coherence and integration of interventions, OD4D's strategy prioritised regional strengthening.

Evidence of shared values is apparent in the narrative of network members: openness, transparency, inclusion and the urge to democratise knowledge were some of the values that brought global network members together. While there was not a strong shared vision for the network globally, these shared values provided a good foundation for members to engage with each other based on the process of adapting those global values to the local context.

When the evaluation was conducted, the transition from a focus on information technology to democratise data (focus of OD4D Phase I and II) towards an emphasis on using data for development more broadly was well underway. How this shift will impact on the network's role, functions and member relationships is still unknown. For most members interviewed, the network shift beyond open data as a single focus is a strategic change they "*resonate with*". The majority believe this shift will bring new opportunities for connection and collaboration with specific development communities (i.e., education, migration, etc.), which will ultimately strengthen the network. There is also general

53 Chisholm, 1998:6 in Church, M., Bitel, M., Armstrong, K., Fernando, P., Gould, H., Joss, S., Marawha-Diedrich, M., Laura de la Torre, A., Vouhé, C. (2002). Participation and dynamic change: New thinking on evaluating the work of international networks. See <https://www.alnap.org/help-library/participation-relationships-and-dynamic-change-new-thinking-on-evaluating-the-work-of>.

acknowledgement that data openness work must be linked to a public good objective and guided by recent policy guidelines to avoid the risks of data misuse and abuse. As is to be expected, there is some uncertainty around what the shift may mean for the network in terms of research priorities, connection and sharing.

“I do think that open data was the thing that brought us together and walking the transformation tours and being more focused on data for development, it's going to be a challenge because we will, all the hubs, we all be walking in different directions.”

(SSI, grantee)

Ultimately, the network is seen as a useful enabler for regional hubs and global initiatives to achieve their individual objectives, while advancing a collective agenda around a set of shared values. OD4D existing values of openness, transparency and accountability could remain as the binding thread for the D4D Research Hub.

7.4 What role should the network coordinating agency play going forward to maximise the OD4D network's sustainability potential?

As previously explained, a strengthened coordinating agency would be an important factor in the sustainability of the OD4D network as it morphs into D4D. Necessary roles for the agency to play include the following:

- Facilitate regular and systematic communication among network members.
- Identify and broker opportunities for learning exchange and collaboration.
- Create space for members to break “*the local level constraints*” in contexts where transparency and openness is sensitive by enabling them to remain engaged and contributing to the global debate.
- Support resource mobilisation efforts of network partners.
- Keep the values of openness in focus.

Looking forward, the focus for the new program phase is knowledge management, for which the IDRC, building on OD4D network partnerships, has built a research collaborative with an online presence⁵⁴ including a resource repository, and entrusted its management to two network partners, among other features. Establishing the global D4D Research Hub to succeed the OD4D network is a strategic effort to create capacity that would otherwise not emerge within the network to cross-pollinate and broker projects in a more pro-active, directive manner.

Table 14 below provides a SWOT analysis on the sustainability of the network as it transitions into D4D. The SWOT analysis was drawn from the FGDs with OD4D staff, partners and external stakeholders, such as other funders of D4D.

⁵⁴ See www.d4d.net

Table 14: SWOT analysis on the network's sustainability

STRENGTHS	WEAKNESSES/CHALLENGES
<ul style="list-style-type: none"> • The network's diversity, existing relationships, knowledge capital, access to shared resources, shared vision on the values of openness to strengthening development through greater transparency, accountability and participation • The projects and ideas are driven by the projects and the regional hubs • IDRC's flexible funding encourages ownership of ideas • Strengthened capacity of southern actors to participate in OD4D field • Strengthened capacity of the regional hubs and amplification of southern voices and expertise in the sector 	<ul style="list-style-type: none"> • Communication in the network's 3 main languages – few materials are produced in all 3 languages, which inhibits information sharing • Resource mobilisation outside of OD4D is still a challenge • Limited infrastructure to support the network to function as a knowledge and sharing hub, and for safe communications • Low visibility of the OD4D global network could inhibit attracting resources from other funders besides IDRC, which is still a challenge • Focus and cohesion in the network are still not yet strong and expansion could weaken this further. There is a risk of declining momentum on 'open data' specific activities as the program evolves into D4D • The eco-system is still narrow and does not yet sufficiently include (in all places) national statistical agencies and the private sector
OPPORTUNITIES	THREATS
<ul style="list-style-type: none"> • More focus on thematic areas or sectors, including a focus on current concerns such as climate change, Inequality, Health, Democracy. • Link to wider data-related issues and cross-sectoral collaboration such as data privacy and encryption, network censorship data and metadata, AI and datasets and so on. • Opportunity to position open data into broader D4D agendas and to lead on the advancement of open data in these spaces. • Increasing attention to inter-operability or harmonisation across data standards, policies and governance (thus demand for D4D skills). • There are many possibilities to expand the network: interested stakeholders; D4D agenda appeals to a bigger pool of organisations and governments; opportunity to connect to other networks, advocates, initiatives to bring a stronger data complement to development. • Strong regional hubs create potential for stronger country and regional advocacy approaches with in-country expertise to advance the agenda. • D4D framework allows hubs to engage partners in countries with little open government data available and promote data-driven development and policy. 	<ul style="list-style-type: none"> • The backlash against democracy and the rise of misinformation are a serious threat to all that has been developed. • Not enough funders are interested in supporting OD4D in all regions. • Good quality open data is still a struggle for many governments/Open data is still not valued by governments in many places. • Southern voices missing from the discussion is a threat to developing hard and soft infrastructure in terms of governance and so on.

7.5 Objective 5: Outcomes

Objective 5 of the OD4D program was to ‘maintain the sustainability of the OD4D network and regional hubs to support systemic change efforts’ as well as to provide capacity-building and support to regional hubs to “*connect to the communities they work in*”.

In terms of the immediate intended outcome, **improved sustainability of OD4D network hubs**, evidence from the evaluation suggests that sustainability of regional hubs has been strengthened across the board. Some regional hubs have expanded their connections and working partnerships with like-minded local organisations, forming local networks with wider and broader reach (ODAsia, ILDA). Others have established relationships with institutional actors interested in the open data field that have the potential to anchor open data research in the area going forward (MENADData and CAFDO). All regional hubs have contributed to global open data initiatives (World Bank Development Report & Global Data Barometer), which have served to amplify their voices while supporting systemic change efforts.

The section on GEI indicates that the strategy to ensure that all projects had a gender focus has contributed to the achievement of the outcomes – **enhanced awareness of and use of gender-based approaches throughout the OD4D network**. Each partner has now experienced integrating gender into their work. There are still some external challenges related to restrictive contexts (for example places where women and LGBTQI+ people do not enjoy equal rights), and internal capacity challenges – like researchers not knowing how to work with marginalised groups. But OD4D III has helped to consolidate some of the gender work that began in OD4D II, and the network is on a much stronger footing in terms of GEI than it was before.

On the intermediate outcome, **increased capacity of OD4D hubs to support coordination, communication and research support**, several examples illustrate that capacity has been strengthened:

- As part of the GDB project, each hub had their own dissemination strategies and budget, which strengthened the hubs’ capacity while promoting innovation and data use.
- The global project teams acted as an added resource for the hubs in specific instances, i.e., the GDB director of partnerships advised hubs on their regional level dissemination strategies. The ability to tap into a pool of experts globally was a value-add for the regional hubs.

As previously discussed, collaboration opportunities with global projects have arguably stretched the hubs’ research capacity to new realms, giving them access to thematic experts as well as facilitating the hubs’ contributions to global debates.

Lastly, on the intermediate outcome, **strengthened support for core teams and work of OD4D hubs**, the evaluation found that through the various field building activities in the target regions, the OD4D program has contributed to building a more receptive ecosystem for the work of the regional hubs. Specifically, in regions with a very low baseline of open data knowledge and use (i.e., MENA and CAFDO regions), the OD4D program has improved the level of readiness of relevant regional actors to engage in open data and data for development discussions, thus facilitating the hubs’ work and positively contributing to their relevance and long-term sustainability.

Box 8: Outcome story on new regional partnerships in OD in Mekong region**New regional partnerships in OD in Mekong region****This outcome story demonstrates how new partnerships have formed through the OD4D network.**

The East-West Management Institute's Open Development Initiative (EWMI), a Mekong-wide initiative with national teams in Thailand, Vietnam, Myanmar, Laos and Cambodia, and the Sinar Project (Malaysia) have established a working partnership, which has led to a lot of cross-pollination and sharing of ideas and technology across Southeast Asia. This collaboration, initially facilitated by IDRC's grant to EWMI through the OD4D Phase I program, led to the establishment of the D4D Asia Hub in 2021 and various collaborative initiatives. One example of fruitful regional collaboration includes the development of a regional investment mapping project building upon [Sinar's POLITIKUS](#) portal to track PEPs using CoST infrastructure, open contracting and other standards.

This regional collaboration has been important in developing stronger linkages between civic technology initiatives and thematically focused development institutions in Southeast Asia. For instance, large conservation organisations within the region are starting to recognise and think about how digital transformation of environmental data may or may not have implications for indigenous communities and further climate change initiatives. Traditional business tech corporations within Asia are adding components of ethics and rights within their approach to developing technology within Asia.

Engagement within the policy sector has become a possibility in Vietnam, Thailand and Cambodia where the political climate is exceptionally closed to civic engagement. This type of regional collaboration is important because it helps overcome the various national political and technical constraints in Southeast Asia. The strong collaboration and trust built between these partners over the course of the OD4D project has led to collaboration with non-tech focused organisations, and fundraising and networking with other donors.

7.6 Enablers and barriers for network sustainability

The table below summarises the enablers and barriers the evaluation identified for network sustainability.

Table 15: Enablers and barriers for network sustainability

ENABLERS	BARRIERS
<ul style="list-style-type: none"> • OD4D III adopted a flexible, non-dogmatic approach to open data research application in diverse contexts, which allowed “the network to evolve around its own concerns and interests and is a good basis for building a broader discussion around data governance, data for development”. • Continued support over a number of phases of the program enabled team consolidation and growth • A partner-centred approach to capacity strengthening and collaboration, by which IDRC was able to “meet hubs at their level” and provide support where they were at. • The diversity of the network in terms of members’ thematic, focus, capacity and context bring richness to the collective, specifically around shaping the global open data community. • Integration of regional hubs with global projects was an important enabler for amplifying function and therefore, it served to strengthen network sustainability. 	<ul style="list-style-type: none"> • Contextual diversity (in terms of political systems, social and cultural norms) makes replication challenging and requires careful adaptation of strategies and tools. Even within regions, there is diversity of government approaches to openness and transparency. Despite the advancements in the global open data debate, there is still backlash against openness and transparency by governments around the world. Different political contexts can inhibit cooperation among network partners and affect the sustainability of the network as some partners will not be supported by their governments and so they work in a restrictive environment. • Language diversity makes the communicating research products and learning exchange costly. • The infrastructure to support the network and collaborative work was limited (primarily around conferences and events -face-to-face and virtual, as well as basic knowledge management). The network coordinating role has been largely undefined and under-resourced, which has meant that knowledge management activities have felt too short to catalyse from the knowledge and collaboration opportunities sparked through the network. Communication across members was managed through email and open cloud storage, which missed the potential opportunities offered by more collaborative tools and platforms (i.e., an intranet).

8. Effects of COVID-19 on programme implementation

The world came to a standstill in early 2020 because of COVID-19. Although the COVID-19 pandemic caused initial disruption to OD4D program implementation, it appears that many of the program's regional hubs managed to reorientate and adapt their work in the virtual space. A representative from the MENA hub explains:

“When COVID-19 started, we had to stop most face-to-face training sessions at. All of our programmes and activities were designed to be held fact-to-face. During this time, we had an emergency plan to modify all our training and shift this online. The university we were partnering with had an online platform that we could use for our training programme. After everything opened up, we used blended learning (online and face-to-face training) because it is a useful tool. This experience also shifted our target group, as we now also aim to have people participant that perhaps couldn't leave their home or physically attend the sessions.”

(SSI, grantee)

The regional hubs were able to switch from in-person to online engagements with relative ease because of the relationships they had established with the groups they worked with before the pandemic. An IDRC staff member explains:

“We were lucky to continue with most of our planned work, because many of the relationships were already established before COVID, like the femicide work in LATAM and the work with indigenous communities in South East Asia. This has been ongoing and this are very valuable. It is harder to set up new projects and relationships without this foundation. The fact that we have created this capacity in the global south, and that in some regions the local level was operating quite smoothly even though the West was shut down is remarkable.”

(SSI, IDRC)

The shift to virtual engagements also grew in demand for local experts in some regions. An IDRC staff member says:

“(Programme) partners like those in Francophone Africa were continuing to work and hosting workshops. As a result, the local experts became in high demand, because international experts could not attend. So there was a new demand for local partners and this created opportunities for them to show their work in their own regions.”

(SSI, IDRC)

Despite the program's successful shift to online engagement, it is hard to ignore some of the benefits the regional hubs and programme partners missed out on due to the restriction to in-person events. An AODN representative explains:

“With in-person events, you get senior government officials away from their routines and entourage, and make them more accessible and easier to pitch ideas to. These (in-person) events helps us get past layers of bureaucracy. The government and its public servants are also a big constituency for us. So when the pandemic hit, it meant their focus shifted away from our work and initiatives. This caused shifts in timelines and priorities.”

(SSI, grantee)

Furthermore, engagements with fellow regional hubs, particularly through the OD4D regional conference, were also missed. A MENA representative explains:

“We had plans to sit three days with fellow OD4D partners and share ideas and have working sessions. Those workshops had to be cancelled and replaced with an online engagement, but we didn't get the same response. We couldn't get the network going online. I am almost confident that if we had these regional bootcamps in-person, that we would've come up with something that we wouldn't be able to get online.”

(SSI, grantee)

Other challenges highlighted by program partners include bad internet connectivity during online engagement, virtual fatigue due to increased demand for online engagement, difficulties engaging with partners across various time zones and reduced impact of planned forums as a result extensive modification to the online platform.

Key benefits derived from COVID-19 were learning how to engage stakeholders and do capacity strengthening virtually; allowing for increased participation of southern actors in global events as the barrier of travel time and costs was taken away and more opportunity for local experts to participate in local events as international experts could not travel.

In sum, it appears that OD4D programme implementation was not severely impacted by the COVID-19 pandemic and it managed to function effectively despite the challenges highlighted above. The program also managed to exceed many of its set targets across the five objectives of the phase III initiative as already highlighted. The benefits of face-to-face convening and networking for building relationships and knowledge sharing (which were curtailed by COVID-19 travel restrictions) were identified as a gap.

9. Lessons learned

In identifying lessons learned, we build on both the strengths and the challenges identified in the report. The premise for lessons learned is that they should help improve program design for another phase or similar program in future.

9.1 Objective 1 - Gender equity and inclusion

- OD4D III gave researchers a chance to develop more gender responsive and gender transformative approaches to research. However, findings emerged to show that some researchers still have questions on how to conduct gender responsive or transformative research and do not know how to work with marginalised or hard-to-reach populations as research methods still tend to be extractive. The need for continuous capacity building in GEI, including GEI sensitive research methods, is evident.
- Having a mix of gender specific and gender integrated projects is a good mix. The gender specific projects can push key issues onto the agenda, such as gender pay gap or femicide, whereas the gender-integrated projects can start processes for mainstreaming gender data into non-gendered topics. They can also learn from each other.
- In terms of gender, the main focus has been on empowerment of women and working with indigenous populations. Strengthening data on sexual minorities is still in its infancy and is not supported by political and legal structures or social norms in many countries.

9.2 Objective 2 - Innovation and scaling

- The OD4D III project has been able to build on the field-building activities of previous phases. The findings show that having a more developed data ecosystem is favourable for innovations to scale. However, the infrastructure and capacity to generate and use open data, especially gender disaggregated data, in many countries is still under-developed.
- Expanding the ecosystem to include data users and partners, such as civil society groups, has been an enabler of data use so these types of partnerships should be encouraged.

9.3 Objective 3 - Capacity strengthening

- Stakeholders targeted by OD4D III for capacity strengthening often have limited knowledge and capacity in data. Therefore, it is important to identify where participants are in terms of their understanding of and ability to use open data and/or data for governance and provide tailor-made training around their needs to make it more effective.
- The evaluation highlights the importance of focusing on capacity building outcomes in their own right as a key to long-term, sustainable impact. Capacity strengthening is an essential ingredient for influencing data governance within regions, but it is not enough. Other issues such as infrastructure and access to certain technologies also slow down changes needed to data policymaking, particularly in the global south.

- Consideration also needs to be given to the sustainability of OD4D's capacity training after IDRC funding has ended and how regions can continue to strengthen their data capabilities outside the program. Above, it was noted that there are few data experts in the global south, which limits support such as mentoring and coaching in the regions
- OD4D III has contributed to an analytical framework for designing data capacity strengthening programmes, which are included in the study "Data Capacity Building in the Global South: Emergent Patterns and Insights from 24 IDRC Data for Development (D4D) Projects".

9.4 Objective 4 - Southern voices

- OD4D's support of southern voices on their platforms has been useful, although the influence of southern voices in global data policymaking remains timid. Future programming should continue to strengthen the presence, influence and voice southern actors in global spaces. Continued investment in research on open data within the global south is important to strengthen the evidence which southern actors that can then share in global spaces.
- The spaces in which southern actors participate on the global stage are still dominated by northern actors, and this limits the influence of southern voices. Convening more events in the global south is one way to ensure more participation of southern actors and strengthen their voices.

9.5 Objective 5 - Networks

The evaluation has identified that the OD4D network is showing positive signs of sustainability, and the move to D4D presents opportunities for growth if the following key lessons are taken on board:

- Knowledge management can be an important function to sustain the network; however, without appropriate infrastructure, it is unlikely that the network will be sustained.
- The network requires coordination to consolidate the gains that have been made so far. The coordination should focus on strengthening knowledge management, learning and sharing, greater collaboration and cooperation among network members and facilitating greater cohesion among network members. This is important for the sustainability of the network and for ensuring that innovations emerging through the network can be scaled across the network.

10. Conclusions

The evaluation of OD4D III has shown that it has used key strategies to build on the successes of the previous two phases. The program design was well constructed in that the objectives were relevant, and each contributed to the success of the others. The program has largely been effective and most of the targets in each of the objectives have been met or surpassed⁵⁵.

The strategic choices made to enhance the program have contributed to its effectiveness. The main strategies were to ensure that all projects included a gender and equity focus, which has led to strengthened capacity among the projects to do gender responsive and gender transformative research. However, for most of the hubs, their gender work is still in the early stages of development in this field. The lack of gender standards and disaggregated data is a major challenge for the expansion of gender work and should be the focus of future projects. The increased focus on learning among network partners and greater integration of global and regional hubs have also allowed for the diffusion of skills and innovation among the network, but examples of concrete collaboration are still limited. The GDB is a good example of structured cooperation between global projects and the hubs.

The other strategic choice – to have a more sectoral approach – has facilitated greater use of data. A sector focus has enabled researchers to integrate data work into existing eco-systems and position data for use within these eco-systems. It is one of the key enablers of scaling and replication.

The investment in data innovation has been important to encourage the application of data for the social good and the main pathways to scaling open data innovations have been standards, methods and processes, and dashboards and platforms – once again illustrating the importance of building the infrastructure and resources to strengthen the field.

The capacity strengthening has been very important in strengthening the field, particularly in the global south. Strengthening the capacity for data generation and use has enabled the hubs to do more advanced data work and increase their influence. OD4D has done useful synthesis work on IDRC-supported, data capacity development projects. The research resulted in a framework for assessing what works in capacity strengthening which could be a useful tool to improve the design of capacity strengthening programmes in the data sector. An important lesson is that while individuals' capacity may be strengthened by training and participation in projects, limited data infrastructure is a barrier to the application of their skills. Hence further investment in data systems is required.

The empowerment of regional hubs has been an important aspect of strengthening southern voices. Regional hubs have hosted conferences and participated in global events and global studies. This has helped to amplify the southern voice in the field, yet it is still largely dominated by northern actors. A good outcome of the regional hubs working on the GDB has been more relevant data and data representation (for example, ratings not rankings).

The OD4D network connects regional networks to one another and to global projects. It has created enormous potential for the diffusion of innovation among network members. The evaluation has identified that all the network functions are present in the OD4D network; community building and convening, as well as amplification and advocacy, were the most prominent and valued functions performed by the network according to members. The efforts to encourage greater and learning among network members were valued but not yet sufficiently developed. **The program's transition to data for development with a stronger focus on knowledge management and collaboration will support greater cohesion, collaboration and network sustainability.**

⁵⁵ Only one target was not met, that of southern actors participation in international events, and this was because of limitations on travel due to Covid-19.

Overall, as OD4D transitions into Data for Development, the main points that emerge throughout all the objectives are the importance of developing the infrastructure for better data work (such as standards and systems to gather disaggregated and digitised data), infrastructure to support better collaboration amongst network members (such as stronger coordination and learning facilitation) and the importance of continuously demonstrating the values of open data and how transparency, accountability and inclusion can lead to better development outcomes.

11. Considerations for the transition to a Data for Development Network?

The evaluation found that the OD4D network is growing in strength. The program's transition to data for development opens up considerable opportunities for growth and sustainability of the network. The following considerations should help to strengthen the impact of the D4D network. These have emerged from the lessons learned and also from focus group discussions which looked specifically into the question of future programme design.

Strengthening the network

- A shared vision or goal for the network will support with cohesion. The shared vision could continue to ensure that 'openness' remains a core value of the data for development work. It could focus on the right to information and access to information to support more equitable and sustainable development.
- Infrastructure is necessary to support the network, which includes hard and soft infrastructure. Soft infrastructure refers to strategy coordination. For existing network partners to remain engaged in this new funding model, the D4D Research Hub must become a purposeful coordinating agent to enhance the knowledge management, community building and resource mobilisation functions of the network. Hard infrastructure refers to infrastructure to support communication and collaboration that should also be secure and protect partners who are working in closed societies.
- Because ongoing network engagement and collaboration among members are highly resource intensive, it is critical that a network coordinator proactively facilitates opportunities for the network to maximise its role and functions for its members
- The evaluation has noted that cooperation between grantees (in particular between regional hubs) is limited by the constraints of projects focusing on meeting the requirements of existing contracts. The evaluators have identified flexible funding as a good mechanism for encouraging this kind of cooperation in other work we have done with IDRC, in particular the evaluation of IDRCs strategy to scale research results⁵⁶. We thus propose that IDRC could use a flexible funding model to encourage cooperation among regional hubs. For example, an Opportunity Fund was used in CARIAA to support collaborations that were emerging among projects. However, further funding also requires more time, and researchers tend to have committed all their time to existing grants. Hence, another solution could be for researchers to leave a certain percentage of their existing budgets open for emerging collaborations. Greater collaboration is likely to lead to enhanced cohesion, as the experience of the collaboration and co-creation of the GDB has shown. This in turn will enhance the sustainability of the network.

56 OTT Consulting and Southern Hemisphere (2021). Evaluation of the IDRC's Strategy to Scale Research Results. Available at: <https://idl-bnc-idrc.dspacedirect.org/bitstream/handle/10625/60649/IDL-60649.pdf?sequence=2&isAllowed=y>.

Strengthening the supply and demand for open data for development research and innovations

- The transition to D4D provides an opportunity to position discussions about open data in the broader development agenda. There are still opportunities to demonstrate the value of the impact of open data for strengthening democracy and supporting equitable and sustainable development. We suggest that the field would benefit from a short learning piece on scaling open data innovations to enhance the public good – (around indicator #2: Number of scaled approaches that support better governance and/or increased gender equality). The research could follow up existing innovations that have emerged from OD4D and see how they are being used, what impact is being created and how this impact could be scaled. It could also include examples from other programs not funded or implemented by IDRC.
- The network can be used to expand the eco-system to include more regional role players, and to draw in the private sector and governmental agencies such as the National Statistical Organisations in particular.
- Continue to provide support for governments and civil society organisations, particularly in the global south, to produce, analyse and use data to promote democracy and accountability.
- Continue with a sectoral and thematic focus to assist with expanding capacities for open data production, analysis and use in various sectors such as education, climate change, health, safety (including gender-based violence) and energy.
- Explore opportunities for cross-sectoral collaboration. These include data privacy and encryption, network censorship data and metadata, AI and data sets.
- Increase inter-operability or harmonisation across data standards, policies and governments within and across regions as a focus to enable better information about regional and global challenges, and also to facilitate the geographical scaling of innovations.
- Greater investment in the field infrastructure will be important – this includes knowledge management, coordination and possibly also hard infrastructure in some countries to produce and use data. Standards, dashboards, methods and platforms can also be considered infrastructure and are worthy of further investment.

Strengthening gender equity and inclusion

- Gender equity and inclusion should remain a focus of D4D and the push for greater mainstreaming of gender disaggregated data into OGP commitments should continue.
- As the D4D agenda will continue to support a thematic and sectoral focus, there is an opportunity to ensure that gender disaggregated data, standards and protocols are integrated into the thematic sectors. Aligning the focus on gender disaggregated data to the SDG indicators could be one strategy.
- To strengthen gender responsive and gender transformative research, research teams should be provided with training in these areas. In addition, more peer to peer-learning on methods and processes that have been developed should be encouraged.

One way to ensure great equity and inclusion in data for development is to advocate for good data governance (including issues of ethics and inclusion) and data management (openness, privacy, security for groups who are marginalised or under threat). Essentially, safeguards needs to be put in place to govern the investment in and development of data infrastructure and technology, including AI. An example is the safeguards in the legal framework of the Identity for Development work of the [World Bank](#).⁵⁷

Capacity strengthening

- A great number of innovative, capacity-strengthening tools have been developed during OD4D III. The future program could benefit from having a toolbox or repository of training programmes. Since many of these programmes were done online, they could also be offered across the network.
- The Analytical Framework for Capacity Strengthening that emerged from the synthesis study on capacity strengthening in open data should be used to inform future program design around capacity strengthening.
- Consider ways to provide follow up mentorship after training courses – if the capacity for mentorship does not exist in one country, perhaps it could be drawn from across the network?

Southern voices

- There is an opportunity for regional strategies to inform the work of the regional hubs, especially as D4D expands its partners in the regions. These can be linked to regional initiatives such as the African Digital Transformation Agenda, in which OD4D partners are well positioned to provide local experts and lead the conversations.
- It is essential that D4D continues to strengthen capacity in the south to participate in and lead conversations on data for development, both regionally and in international spaces. Hosting events in the global south should be a consideration to increase inclusion.
- It is important to continue to integrate global projects and regional hubs to strengthen the capacity of southern partners, increase the relevance of global projects to the global south through co-creation with southern actors, and strengthen the cohesion of the network.

57 id4d.worldbank.org. (n.d.). Safeguards | Identification for Development. [online] Available at: <https://id4d.worldbank.org/guide/safeguards> [Accessed 5 Jul. 2022].

Bibliography

Access to Knowledge for Development Center American University in Cairo (2018). *Open Data for Development (OD4D) Node - Middle East and North Africa (MENA): Final Technical Report*.

Acevedo-Ruiz, M. and Peña-López, I. (2017). *Evaluation of the Open Data for Development Program: Final Report*.

Ashraf, A. and Shaharudin, A. (2021). *Open Government Data in Malaysia: Landscape, Challenges and Aspirations*.

Birzeit University, Center for Continuing Education (2021). *Governing Responsible AI & Data in the Middle East and North Africa (MENA): A Proposal*.

CAFDO (2017). *Coordination of the Francophone Africa Open Data Network*. Open Burkina.

CAFDO (2021). *Strengthening the Use of Open Data in Francophone Africa to Improve Policy, Citizen Engagement and Drive Innovation: Technical progress report of the second semester*. Open Burkina.

CAFDO and Open Data for Development (2017). *Feuille de Route du CAFDO 2017*.

CAFDO and Open Data for Development (2018). *Rapport technique d'étape de la mise en œuvre du projet de soutien aux solutions de données en Afrique francophone : Juillet 2018 - Décembre 2018*.

CAFDO and Open Data for Development (2020). *CAFDO Project Proposal Draft*.

Canares, M. (2019). Open Data Around the World - South, East, and Southeast Asia. In: *The State of Open Data: Histories and Horizons*. Cape Town and Ottawa: African Minds and International Development Research Centre.

Caribbean Open Institute (2020). *Open Data for Development - Caribbean Open Institute: Final Technical Report*.

Carroll, S.R., Akee, R., Chung, P., Cormack, D., Kukutai, T., Lovett, R., Suina, M. and Rowe, R.K. (2021). Indigenous Peoples' Data During COVID-19: From External to Internal. *Frontiers in Sociology*, 6(6). doi:10.3389/fsoc.2021.617895.

Chawana, F. (2021). *Putting gender equity and inclusion at the heart of the Global Data Barometer*. [online] Global Data Barometer. Available at: <https://globaldatabarometer.org/2021/02/putting-gender-equity-and-inclusion-at-the-heart-of-the-global-data-barometer/>.

Church, M. (2002). *PARTICIPATION, RELATIONSHIPS AND DYNAMIC CHANGE: New Thinking On Evaluating The Work Of International Networks*.

Clancy, K. (2020). *Supporting Open Data Solutions in Francophone Africa Project Completion Report*. IDRC CRDI.

Closing Gender Pay Gaps in the Public Sector Workforce through Feminist Open government: Grant Application. (n.d.).

Cobham, A. (2019). *The Uncounted*. Polity Press.

D4D Asia (2021). *Women and Rivers - Storytelling Platform: Initial Findings Report - Users & Features*.

D4D Global Research Hub (2021). *Data for Inclusive, Democratic, and Feminist Development Project Report*.

de los Santos, M. and Carfi, N. (2021). *Transparency and Open Data in Closing Gender Pay Gaps in the Public Sector: Supporting Open Feminist Government - Final Report*. Open Data Charter.

De Luca, A. and Carfi, N. (2021). *Transparency and Open Data in Closing Gender Pay Gaps in the Public Sector: Supporting Open Feminist Government Open Data Charters' Progress Report to IDRC*. Open Data Charter.

Feminist Open Government (2019). *Addressing Gender Equity Challenges in Open Government Co-Creation Processes: Case Studies From Latin America, Africa, and Asia*.

Fumega, S., Ruiz, A. and Scrollini, F. (n.d.). *Proposal: OD4D-Phase 3*.

Global Data Barometer (2022). *First Edition Report*. Global Data Barometer, ILDA.

Hearn, S., Lomofsky, D., Chames, C., Davies, N., Ajoy, D. and OTT Consulting (2021). *Evaluation of the International Development Research Centre's strategy to scale research results: IDRC Report*.

Hearn, S. and Mendizabal, E. (2011). *Not everything that connects is a network*. Overseas Development Institute.

IDRC - CDRI (2019). *Feminist Open Government Research Dissemination and results: Project Approval Report*.

IDRC - CRDI (2020a). *Measuring the availability of data for development through the global data barometer: Project approval*.

IDRC - CRDI (2020b). *Open Data for Development (OD4D) Phase (II): Project Completion Report*.

IDRC - CRDI (2020c). *Opening data for inclusive practices in migration, public contracting, and in combatting gender based violence: Project Approval*.

IDRC - CRDI (2020d). *Strengthening Inclusive Open Data Systems in Africa and South-East Asia Project Approval Document*.

IDRC - CRDI (2020e). *Strengthening the Use of Open Data in Francophone Africa to Improve Policy, Citizen Engagement and Drive Innovation: Project Approval Report*.

IDRC - CRDI (2020f). *Transparency and Open Data in Closing Gender Pay Gaps in the Public Sector: Supporting Open Feminist Government - Project Approval*.

IDRC - CRDI (2021a). *Data for Inclusive, Democratic, and Feminist Development: Shaping the Global Research Agenda: Project Approval Document*.

IDRC - CRDI (2021b). *Governing Responsible AI and Data in the Middle East and North Africa: Project Approval*.

Ignazio, C., Suárez, H., Fumega, S., Suresh, H., Cruxên, I., So, W., Martinez, Á. and García-Montes, M. (2020). *Femicide & Machine Learning: Detecting Gender-based Violence to Strengthen Civil Sector Activism*. doi:10.1145/1235.

ILDA (2019). *Feminist Open Government in Latin America: Lessons from Mexico, Costa Rica, and Uruguay*.

ILDA (2020). *How Open Are Is Public Data open? the Open Data Barometer Open Data Barometer for Latin America and the Caribbean 2020*.

ILDA and IDRC - CRDI (n.d.). *Datos Para El desarrollo: El Camino Por Recorrer*.

ILDA and Open Data for Development (2020). *Regional Barometer Open Data Barometer for Latin America and the Caribbean 2020*.

International Development Research Centre (IDRC) (2020). *Open Data for Development - Asia Hub: Final Technical Report*.

International Open Data Charter <https://opendatacharter.net/principles/>

Jordan Open Source Association (JOSA) and International Development Research Centre (IDRC) (2020). *Mapping AI Ecosystems in the MENA*.

- Juma, L. (2018). *Gendered Open Data in Anglophone Africa: Bridging data gaps to advance gender equality*.
- Juma, L. and Mutuku, L. (2019). *Towards Inclusive Open Government in Africa - Using the Open Government Partnership to Advance the Women's Rights Agenda in Africa*.
- Lansana, A.S., Migisha, C., Minjire, D., Juma, L., Adan, S. and Alemu, W. (2020). *Africa Open Data Network: Drivers of Data for Development - Exploring the Factors That Enables Availability and Utility of Open Data for Development in Africa*. Local Development Research Institute.
- Local Development Research Institute (2019). *Africa Open Data Network Interim Technical Report*.
- Local Development Research Institute (2021). *Africa Open Data Network Phase 3 Technical Report*.
- Local Development Research Institute (2022). *Addressing the Development Challenges at the Nexus of Key Thematic Issues in Africa: A Proposal for the 2020 - 2022 Phase of the Africa Open Data Network*.
- Local Development Research Institute and Juma, L. (2019). *African Open Data Network Phase 2 Technical Report*.
- Local Development Research Institute and Juma, L. (2020). *Africa Open Data Network Phase 3 Technical Report*.
- Local Development Research Institute and Mutuku, L. (2018). *Africa Open Data Network Strategic Plan 2018 - 2020*.
- Loh, P. (2020). *A River Drained: Fish, Rice, and Food Security in the Mekong*. [online] Kontinentalist. Available at: <https://cdn-images.kontinentalist.com/static-html/food-security-mekong-river-hydropower-dam-climate-change/index.html>.
- Maail, G., Thakur, D., Nwakanma, N. and World Wide Web Foundation (2019). *Open Data for Development Phase 2: Open Data for Development in Asia and Francophone West Africa: Final Technical Report*.
- Mutuku, L. and Juma, L. (n.d.). *Towards an Inclusive Open Government in Africa (TIOGA): Final Technical Report*.
- Ofir, Z., Schwandt, T., Duggan, C. and McLean, R. (2016). *A Holistic Approach to Evaluating Research*. Research Quality Plus.
- Open Contracting Partnership (2021). *Opening Data for Inclusive Practices in Migration, Public Contracting, and in Combating Gender-Based Violence: Interim Technical Report for IDRC*.
- Open Data for Development (2017). *Management's Response to the Independent Evaluation of the OD4D Program*.
- Open Data for Development (2020). *Open data for development - building an inclusive data revolution: Annual report*.
- Open Data for Development (2021). *Open Data for Development: Annual Report*.
- Open Data for Development (n.d.). *Open Data for Development: Enabling Global South Participation at IODC*.
- Open Development Mekong (2021). *Filling Data Gaps to Support Access to Civil Rights in the Mekong Region*.
- Open Government Partnership (2019). *A Feminist Approach to Open Government - Investing in Gender Equality to Drive Sustainable Development: Final Technical Report*.
- Open Government Partnership (2020a). *A Guide to Open Government and the Coronavirus: Open Response + Open Recovery*.

Open Government Partnership (2020b). *Gender & Inclusion Fact Sheet*.

Open Government Partnership (2020c). *The Feminist Open Government Initiative Interim Phase: Proposal*.

Open Government Partnership (2021a). *Feminist Open Government Research Dissemination and Results: First Interim Report*.

Open Government Partnership (2021b). *Open Government Partnership Concept Note FOGO II Bridging Project - October 2021 to July 2022*.

OTT Consulting and Southern Hemisphere (2021). *Evaluation of the IDRC's Strategy to Scale Research Results*.

Ramalingam, B., Mendizabal, E. and Schenkenberg Van Mierop, E. (2008). *Strengthening humanitarian networks: Applying the network functions approach*. Overseas Development Institute.

Responsible AI in MENA Concept Note (working draft) Access to Knowledge for Development Center (A2K4D) & Birzeit University (BZU). (2021).

Scrollini, F. and Ruiz, A.S. (2019). *Open Data for Development: Enabling Global South Participation at IODC: Final Technical Report*.

Sinar Project: Hacking Democracy and Open Development Initiative (n.d.). *OD4D Asia: Scaling up OD4D Asia Hub*.

Smith, M.L., Seward, R.K., Mansell, R. and International Development Research Centre (2020). *Making open development inclusive lessons from IDRC research*. Cambridge, Massachusetts The Mit Press.

The Centre for International Governance Innovation (2021). *Data Capacity Building in the Global South: Emergent Patterns and Insights from 24 IDRC Data for Development (D4D) Projects*. IDRC.

The Global Data Barometer (2020). *Project proposal: The Global Data Barometer Tracking data for public good*.

The Global Data Barometer (2021). *INTERIM TECHNICAL REPORT: Measuring the Availability of Data for Development Through the Global Data Barometer*.

Value for Women and Open Contracting Partnership (n.d.). *How to Empower Women-led Businesses and Make Public Procurement More Inclusive*.

Value for Women and Open Contracting Partnership (n.d.). *Towards Gender Balance in Public Procurement: Understanding the Barriers and Solutions to Include Women-Led Businesses*.

Vásquez Valdivia, Á. (2021). *Openness and Use of Data to Address the COVID-19 in Latin America*. GESTIÓN PÚBLICA.

Visibilising Violence and Discrimination and Discrimination against LGBTIQ+ Population Mapping to Improve Data on Sexual Orientation and Gender Identity Violence Based on Sexual Orientation and Gender Identity. (2021).

Werimo, V. (2021). *Monitoring the Impact of Covid-19 on Civil Society Organizations in Data Civil Society Organizations in Data*. Local Development Research Institute.

World Wide Web Foundation (n.d.). *Building the Evidence Base for a Feminist Open Government Research in Francophone West Africa: Concept Notes*.

Zakaria, N. (2021). *FOR THE REALISATION OF AN IMPACT STUDY OF THE AFRICAN FRANCOPHONE CONFERENCE ON OPEN DATA ON OPEN DATA (CAFDO)*.

Annexure A: Alignment of OD4D III programme and project objectives - overview

Project	Objectives according to the Project Approval Documents				
	Objective 1. Driving inclusion and gender equality with better data and open government	Objective 2. Understanding how data innovation is contributing to good governance and development	Objective 3. Improving data capacity: what works?	Objective 4. Supporting Southern voices in data policymaking	Objective 5. Maintaining the sustainability of the OD4D network and regional hubs to support systemic change efforts
ODAsia Hub	√	√	√		√
African Open Data Network Hub – AODN Hub	√	√	√		√
Iniciativa Latinoamericana por los Datos Abiertos – ILDA	√	√			
CAFDO		√	√		√
MENAdata		√	√		√
Global Data Barometer		√			√
Gender Pay Gaps	√			√	
Open Government Partnership	√				√
Data for democratic, inclusive and feminist development		√	√	√	

Annexure B: Evaluation matrix

This evaluation matrix was developed in the inception phase and informed the evaluation. It is based on seven main evaluation focus areas. The main questions are largely derived from the terms of reference and the sub-questions also include questions that emerged from the inception phase.

Domain	Main evaluation question	Evaluation criteria
EQ1 Outcomes	To what extent did the program achieve its intended outcomes?	Effectiveness (accountability – achievement of outcomes)
EQ2 Gender Equity and Inclusion	How well and in what ways has the program been driving inclusion and gender equality within better data and open government?	Effectiveness (accountability – achievement of outputs and intervention strategies)
EQ3 Innovation and scaling	How well and in what ways has the program demonstrated how data related innovation contributes to good governance and development?	Effectiveness (accountability – achievement of outputs and intervention strategies)
EQ4 Data capacity	How well and in what ways has OD4D improved data capacity?	Effectiveness (accountability – achievement of outputs and intervention strategies)
EQ5 Southern voices	How well and in what ways has OD4D supported southern voices in data policy making	Effectiveness (accountability – achievement of outputs and intervention strategies)
EQ6 Networks	What can we learn about the appropriateness, effectiveness and sustainability of the network approach to achieve the program outcomes?	Learning (effectiveness and sustainability)
EQ7 Lessons learned	What are the main lessons that you have learned to inform future funding initiatives such as Data for Development?	Learning (program design)

For each of these main questions, we identified sub-questions as approach and data sources.

All the “How well” questions will be addressed by looking at the achievement of targets, based on the program annual reports and monitoring system.

These are described below.

1: Outcomes

Outcomes will be identified through a combination of document review and interviews. One outcome per objective area will be selected to develop an Outcome Stories

Evaluation questions and sub-questions	Focus/Approach	Methods and sources
EQ1: To what extent did the program achieve its intended outcomes?	<ul style="list-style-type: none"> Outcome Harvesting – to develop some outcome Stories 	<ul style="list-style-type: none"> SSIs with IDRC, grantees-hubs, grantees-projects, validators (e.g., policy stakeholders); funders Document review Sense-making workshop with OD4D stakeholders
What were the main challenges and enablers for achieving these outcomes?		
Were there any unintended negative or positive outcomes?		
Were there any particular outcomes that promote greater equity, gender rights and rights of LGBTQI+ populations?		
What is the legacy footprint of OD4D to date?		

2: Gender equity and inclusion (women, and LGBTQI+)

Objective 1. Driving inclusion and gender equality with better data and open government

The IDRC Gender Equality and Inclusion Programming Framework (8 December 2020) guided the GEI analysis. The portfolio of projects will be analysed according to the gender markers to categorize the gender approach of the project. The gender markers are derived from the gender integration continuum – gender-blind, gender-aware, gender-sensitive, gender responsive, gender transformative.

The GEI programming framework also includes the following indicator: proportion of projects or funding in each category under each gender marker and got qualitative insights into the use of gender in the projects.

Evaluation questions and sub-questions	Focus/Approach	Methods and sources
How well and in what ways has the program been driving inclusion and gender equality within better data and open government?	<ul style="list-style-type: none"> Analysis of GEI, and LGBTQI+ integration and outcomes Using gender markers Achievement vs target 	<ul style="list-style-type: none"> SSIs with IDRC, grantees (hubs & projects) Survey with all grantees Document review PADs for gender markers
How well and in what ways have LGBTQI+ specific issues been addressed?		
What proportion of projects are funded under each gender marker (once gender markers are validated – if possible)		
What are the enablers and barriers for this achieving greater GEI?		
What strategic choices were made in the design and implementation of Phase III to enhance GEI and LGBTQI+ issues?		
How can advances in this area be sustained in the absence of future funding from OD4D?		

3: EQ3 Innovation and Scaling

Objective 2. Understanding how data innovation is contributing to good governance and development

Scaling innovation and scaling impact were a key strategic objective of IDRC during the period being evaluated. The evaluation will explore what data related innovations have resulted from the project that contribute to good governance and developed. The questions also include scaling considerations such whether there is funding for the implementation of these innovations, integration with other open data initiatives, the involvement of other non-traditional policy actors such as community and women's groups, and how innovations have been shared within and across the OD4D hubs and broader network. The scaling pathway that was developed as part of the evaluation of the IDRC scaling strategy⁵⁸ provides a potentially useful framework for mapping out the stages of innovation of the OD4D projects. This will inform us a portfolio view of the status of innovation across the project and inform potential investment decisions in the future.

Evaluation questions and sub-questions	Focus/Approach	Methods and sources
How well and in what ways has the program demonstrated how data related innovation contributes to good governance and development?	<ul style="list-style-type: none"> Analysis of innovations using the scaling pathway (see evaluation of IDRCs scaling strategy) Achievement vs target 	<ul style="list-style-type: none"> SSI IDRC staff, Grantees (hub & projects), policy stakeholders Document review
To what extent have the OD4D pilot projects managed to scale impact in developing countries?		
How have partners leveraged IDRC seed funding of action research to get funding for program implementation?		
How has the program supported the strategic integration of open data into broader data for development strategies or initiatives?		
What evidence has been produced of the relationship between open data and socio-economic development?		
What role have the regional hubs have played in advancing global initiatives, regional and national initiatives such as Open Contracting/Open Ownership?		
How have regional hubs shared best practices and replicated successful applications or approaches?		
How have OD4D networking or partnership development activities help to create cohesion around broader D4D agenda?		
How have the projects mobilised a broader group of non-traditional policy actors to mobilise around data governance – e.g., women's group, indigenous peoples?		
What strategic decisions were made to strengthen innovation and scaling? What resulted from this?		
What amount/% of its budget did OD4D spend on activities related to 'scale effective use' (at OD4D's inception this accounted for less than 20% of the total portfolio, but reached 37% of investments in 2017).		
What are the enablers and barriers for data related innovation and scaling?		

4: EQ4 Data capacity (IDRC and Southern Hemisphere (2021). Evaluation of the IDRC's Strategy to Scale Research Results. Available at: <https://idl-bnc-idrc.dspacedirect.org/bitstream/handle/10625/60649/IDL-60649>. Objective 3. Improving data capacity: what works?

The focus of the analysis in this domain regards whether the program has successfully identified approaches to data capacity literacy that work, and for whom (i.e., women, LGBTI+ groups).

Evaluation questions and sub-questions	Focus/Approach	Methods and sources
<p>How well and in what ways has OD4D improved data capacity?</p> <ul style="list-style-type: none"> How has the OD4D contributed to capacity or sustainability of open data work in your context in general, and for GEI and LGBTQI+ groups in particular? What strategic decisions were made to strengthen capacity in the sector? How were these implemented? What have the enablers and barriers been for data capacity strengthening? 	<ul style="list-style-type: none"> Analysis of progress made to identify approaches to data capacity & literacy and their efficacy Achievement vs target 	<ul style="list-style-type: none"> SSI of IDRC staff, grantees (hubs & projects) Document review

5: Southern voices

Objective 4. Supporting southern voices in data policy making

The inclusion of southern voices in global, regional and national events is a key objective of the program. Southern actors being included in setting the agenda for solutions that are going to be implemented in the global south also contributes to the decolonisation agenda. Many of these activities are facilitated at a program level as there are few projects that have this as an explicit objective (see table of project objectives that correlate to the overall program objectives in Annexure A).

Evaluation questions and sub-questions	Focus/Approach	Methods and sources
<p>How well and in what ways has OD4D supported Southern voices in data policy making?</p> <ul style="list-style-type: none"> Why is it important to have southern voices in the OD4D or D4D field? What strategic decisions were made to strengthen southern voices, and how were these implemented? What are the enablers and barriers for including southern voices? Which lesson in this partnership do you think can support the decolonisation of aid agenda? 	<ul style="list-style-type: none"> Thematic analysis of strategies to include southern voices Achievement vs target 	<ul style="list-style-type: none"> SSI of IDRC staff, grantees, donors Document review

6: The network strategy

Objective 5: Maintaining the sustainability of the OD4D network and regional hubs to support systemic change efforts

The sustainability of the OD4D network and regional hubs is critical so that the program can continue to make a lasting impact regionally and globally. The network functions approach (described previously) will be used as the framework for understanding how the network functions support sustainability (or not).

Questions of how the networks share learning are also included, as this should be a key benefit of the networking approach and contribute to scaling.

The focus of this analysis is for learning purposes.

Evaluation questions and sub-questions	Focus/Approach	Methods and sources
<p>What can we learn about the appropriateness, effectiveness and sustainability of the network approach to achieve the program outcomes?</p> <ul style="list-style-type: none"> • What is the nature and functions of the six hubs and how do they influence sustainability? • To what degree do the members of the OD4D's regional network members share a clear vision for the network? • To what degree is the OD4D network geared towards sustainability in terms of its current role, function and form? • What strategic decisions were made to strengthen the network strategy and how were these implemented? • What role/s should the network coordinating agency play going forward to maximise the sustainability potential of the OD4D network? • What are the benefits of the network approach, and how can they be maximised? • What are the enablers and barriers for the networks to achieve their intended objectives? • How much learning is happening across regional hubs? How and how well have they shared best practices? • To what extent have hubs raised funds outside of IDRC funding? 	<ul style="list-style-type: none"> • Network functions approach; thematic analysis 	<ul style="list-style-type: none"> • SSIs grantees - hubs, grantees - projects, IDRC • Document review

7: Lessons learned for research funding initiatives

The evaluation will be used to inform future funding initiatives and as such, lessons are identified that may be useful for other funding initiatives, such as Data for Development.

Evaluation questions and sub-questions	Focus/Approach	Methods and sources
<p>What are the main lessons that you have learned to inform future funding initiatives such as Data for Development?</p> <ul style="list-style-type: none"> • How can the program ensure that outcomes related to open data, and GEI and LGBTQI+ rights in particular, are sustained, in the absence of further OD4D funding? • What lessons can be learned about advancing the open data agenda in general, and for women and for sexual minorities in particular? • Are there clear joint goals or objectives that hubs and grantees can or should work towards together? • What was the main driver of success: close monitoring of local action or low touch coordination? 	<ul style="list-style-type: none"> • Synthesis of evaluation findings; feedback workshop to discuss lessons learned 	<ul style="list-style-type: none"> • All data sources

8: General

Evaluation questions and sub-questions	Focus/Approach	Methods and sources
<p>How the sector- did based strategy help to improve data use?</p> <p>What strategic choices or decisions were taken in response to the 2017 evaluation and how / how well were these implemented?</p>	<p>Program response to the 2017 evaluation.</p>	<p>Project data</p>

Annexure C: Outline of the methodology

This section provides a detailed overview of the methodology used during this evaluation.

The evaluation process

The evaluation was conducted as follows:

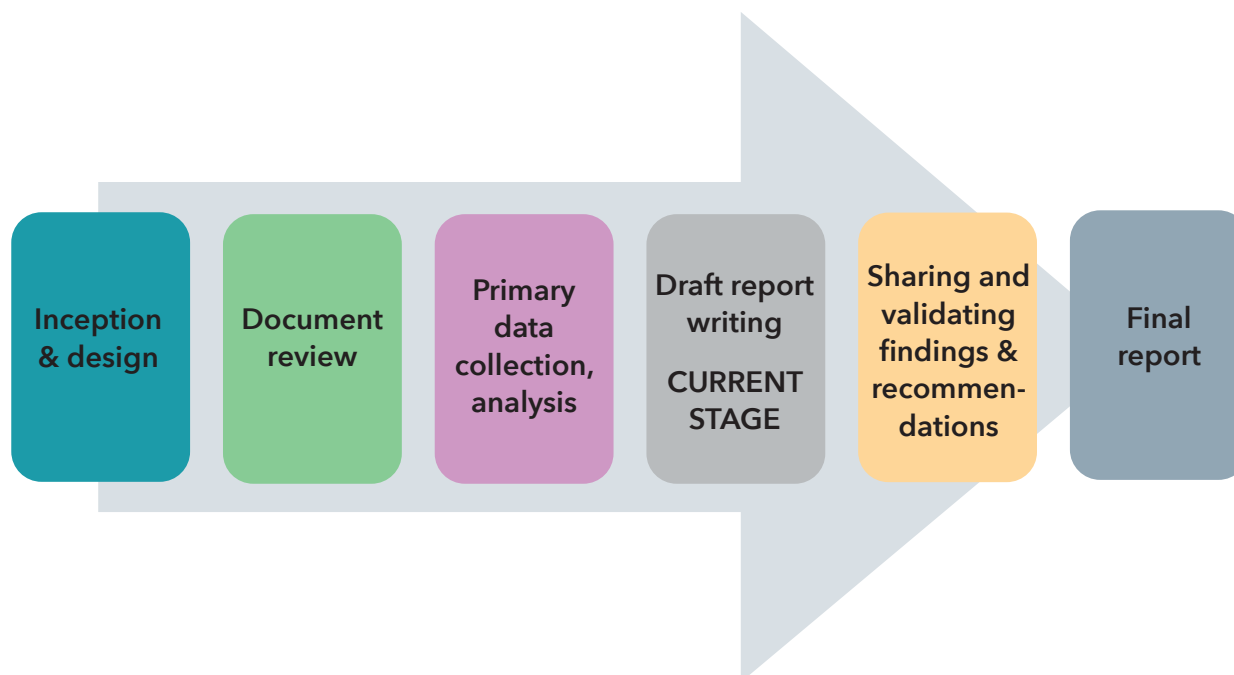


Figure 13: Evaluation process

The phases above each included multiple steps and deliverables. The evaluation tool place virtually in that all interviews and workshops were conducted online or telephonically.

A brief summary of each phase is presented below.

1. **Inception:** This phase involved an inception meeting held with the IDRC and relevant stakeholders. The outcome of this meeting informed the scope of work, final methodology and work plan. In addition, a rubric outlining the criteria and standards used to assess the program's performance was developed.
2. **Document review:** The document review focused on key program documents.
3. **Data collection and sampling:** The qualitative data collection phase involved SSIs held with key stakeholders, a brief self-administered survey and FGDs.

Qualitative data collection and sampling

Each IDRC project was allocated one qualitative interview, and some projects suggested additional stakeholders who were also interviewed.

All the projects were invited to the focus groups. The IDRC selected people to be invited to the focus group for IDRC and other development partners.

Online survey to boundary partners

The survey aim was to assess the program's achievements and progress, and to identify lessons to improve programming in this area in the future. As part of the primary data collection, an online survey was shared with the OD4D boundary partners – that is we asked the projects to share the survey with their partners – these are actors whom the grantees interact with, including those whom they work together with and those whom they are trying to influence.

In some cases, the projects shared the survey link directly with their partners; in other cases, they shared their lists with us and we sent out the survey link. We asked all projects to share the total number of people whom they shared the survey with so that we could get a sense of the potential universe. Not all projects provided this information, but for those who did, we had a potential universe of 101 responses. (See limitations section below for more information on this.) The sample was thus self-selective.

This survey consisted of 16 questions. In total, we received 57 responses, 40 were in English, 8 were in French and 9 were in Spanish. This exceeded our expectations of 30 responses. The survey focused on gender, equity and inclusion aspects of the program. The actual respondents represent the following groups: civil society organisations (21); research organisation / think tanks/academic institutions (20); private sector (9); public sector (6); development agency (1).

Data analysis

The **qualitative data** was coded using NVIVO 12 and a thematic analysis was conducted on the data.

The survey data was analysed using Excel.

The **outcomes were harvested** from the qualitative interviews only and captured in a spreadsheet. They were then categorised according to the project objectives. The IDRC project lead was engaged in identifying outcomes to develop further into outcome stories – we aimed to select one outcome per objective. The evaluation team wrote up a first draft of each story based on interviews and documentary sources, which was then shared with the person who proposed the outcome in the interview for refinement. This was possible for most of the stories.

We used the data obtained by the survey to provide feedback to the OD4D team as they prepare and plan for future programs. A total of 57 responded to the survey, which exceeded our expectations – we had an ideal response rate of 30 responses. Figure 13 below provides a basic breakdown of the profile of survey respondents:



Figure 14: Response rate by gender and type of organisation

Sharing and validating findings

The evaluation team has prepared a draft evaluation report which was shared with IDRC for feedback. The report was presented and discussed at a feedback and recommendations workshop.

The aim of this workshop was to explore the relevant lessons learned and the recommendations, as well as to highlight any key points of feedback that stakeholders might have. The feedback received has been incorporated into this final report.

Tel: +27 21 422 0205 | Cell: +27 83 232 4901
dena@southernhemisphere.co.za
www.southernhemisphere.co.za



SOUTHERN HEMISPHERE
CREATE MEANINGFUL CHANGE

