

This report is presented as received by IDRC from project recipient(s). It has not been subjected to peer review or other review processes.

IDRC - Lib.

(02232)


This work is used with the permission of Institute of Engineering and Rural Technology.

© 1994, Institute of Engineering and Rural Technology.

TRADE IDENTIFICATION SURVEY

OF
AMETHI, JAGDISHPUR AND MUSAFIRKHANA BLOCKS
AT SULTANPUR DISTRICT

Project sponsored by
Rajiv Gandhi Foundation
New Delhi



Project implemented by
Information Division
Centre for Development of Rural Technology
INSTITUTE OF ENGINEERING AND RURAL TECHNOLOGY
26, Chatham Lines, Allahabad - 211 002, India

Published with the financial assistance of
International Development Research Centre, Ottawa, Canada

November, 1994.

ARCHIV
600 (540-22)
I 62

INDEX

S.No.	PARTICULARS	PAGE
1.	<i>Chapter - 1 :</i> Introduction	001
2.	<i>Chapter - 2 :</i>	
	[a] 2.1 The Scheme	004
	[b] 2.2 The Objectives	005
	[c] 2.3 Implementation Strategies	006
	[d] 2.4 Methodology	007
3.	<i>Chapter - 3 :</i> Data Presentation	
	[a] 3.1 Caste classification	009
	[b] 3.2 Income distribution pattern	009
	[c] 3.3 Occupational pattern	010
	[d] 3.4 Employment pattern	011
	[e] 3.5 Type of work	012
	[f] 3.6 Occupational change	012
	[g] 3.7 Sectorwise change in occupation	013
	[h] 3.8 Reasons for changing family occupation	014
	[i] 3.9 Choice of trades	015
4.	<i>Chapter - 4 :</i> Data Analysis	017
5.	<i>Chapter - 5 :</i>	
	[a] 5.1 Trades recommended by the villagers	020
	[b] 5.2 Analysis of recommended trades	021
	[c] 5.3 Identified technical trades	024
6.	<i>Annexes :</i> Diagrammatic representation	
	[a] Caste classification (Annex-1)	025
	[b] Income distribution (Annex-2)	026
	[c] Occupational pattern (Annex-3)	027
	[d] Employment pattern (Annex-4)	028
	[e] Working pattern (Annex-5)	029
	[f] Occupational changes (Annex-6)	030
	[g] Sectorwise change in occupation (Annex-7)	031
	[h] Reasons for change of family occupation (Annex-8)	032
	[i] Trade preferences (Annex-9)	033

Chapter - 1

INTRODUCTION

The most dreadful and disastrous disease of the present time, for the developing countries is not AIDS or Cancer but poverty, ignorance and lack of technical skill are destroying civilization. Many small things done by many small people in many small places using many small techniques can change the world. This precisely, is the challenge of the day.

Our rural economy has been considered predominantly agrarian. Though this being fact it was erroneously interpreted that agriculture alone is the mainstay of rural areas. As a matter of fact agriculture without being reinforced by science and technological support will not be able to sustain the rural economy because agriculture alone is not adequate to absorb the rural work force. Essential commodities of daily need are not available in rural areas and village resources both material and human are not utilised optimally. As a result, the rural unemployment has grown unabated, village craft and skills have been almost wiped out and standard of living of majority of the village community has declined to a miserable state of poverty. It is therefore felt that there is an urgent necessity for developing rural technical work force. A chain of technical trades and rural industries should be promoted in the village areas.

The rural poor can come out of their poverty if they are shown ways and means of exploiting available human and material resources and their derivatives to generate income for themselves and their neighbours leading to a self-sustained socio-economic growth instead of depending on agriculture and its allied sectors alone.

The comparatively rich and advanced urban economy sees deficiencies in everything connected with the poor rural economy excepting their own theories and prescriptions for the economic growth even though with the help and patronage of urban culture the poor rural areas are becoming poorer and poorer with greater and greater burden of unemployment, poverty and illiteracy.

A better future does not depend on great scientific achievements and computerization but in small developmental works which people can do where they live. Every individual can join hands with another and contribute to the process of formation of a self-sufficient rural culture. Technical skill is an area which is normally controlled and manipulated by the technocrats and does not bring about desired changes for the

development of the rural poor. Even after four decades of Independence and five year plans the poor in the rural area still remain dependent and poor.

The problem of rural sector in respect of employment and occupation is multifaceted due to mostly mono-occupational structure i.e., agriculture and its allied services. The rural economy is in a deplorable stage due to deterioration of artisanal skills started with the adverse British policy to accelerate their industrial revolution. Even after independence, inspite of planned initiative, the governmental approach could not

yield desired results. Several studies have identified reasons, which can be summarised as follows :

- The use of antiquated technology by rural artisans.
- Exploitation of rural artisan by middle men and others at every stage.
- Negligence of planners in respect of designing and implementation of need based micro-level plan for expansion of household / cottage industries.

The technical training in the rural areas is closely linked with the community development activities in the rural areas. To say that rural development is national development is not very wide off the mark in the case of most of the developing countries. Though India ranks among the ten highly industrial countries in the world, the rural dimensions of its economy are of towering significance. For four out of every five Indians, agriculture is the basis of their livelihood and even the fifth one would find it extremely hard to survive if other trades excluding agriculture is not involved. The rapid rate of population explosion has put increasing extra load on the agricultural sector, the divided family system has also increased the number of marginal land holders and landless villagers. Ever reducing scope in the agriculture sector has induced the unemployment problem in the country, hence the available work force in the rural India has to be diverted in the other technical sectors.

The capacity of science and technology to transform the tenor and quality of human life is now well recognised all over the world. It is also being increasingly realised that technically sound work force can play a key role in solving the seemingly intractable problems of developing countries, and accordingly, each country is attaching a fairly high priority to this field. Technical training, to day, has the capacity to banish poverty and improve the quality of life provided that it is well steered and, moreover, that its rationality is increasingly sought in terms of social relevance.

Chapter - 2

2.1 THE SCHEME

In view of the above problems, Institute of Engineering and Rural Technology, Allahabad., and Rajiv Gandhi Foundation, New Delhi., have planned to initiate a pilot project for the district Sultanpur of Uttar Pradesh. The main objective of the programme is to develop technical man power in the rural areas to generate employment scopes in the villages. In this process, it was decided that a Trade Identification Survey will be conducted in the target area to find out the potential trades, so that suitable training facilities can be arranged for the villagers through a technical training centre.

The scheme to implement action plan for sorting out the existing problems are as under :

- Trade identification survey.
- Preparation of project report and survey profile.
- Preparation of training project/profiles for individual trades identified.
- Site and infrastructural development.
- Training of staff at IERT, Allahabad.
- On-site guidance for proper implementation of the project.
- Monitoring, feed-back and mid course correction.

In the present report, details of trade identification survey conducted in the Amethi, Jagdishpur and Musafirkhana blocks of Sultanpur district has been presented.

2.2 OBJECTIVES

The Trade Identification Survey is a part of the IERT-RGF collaborative project to disseminate development and use of science and technology in the field of rural occupation.

The major objective of the present survey is to identify trades in which useful appropriate technologies can be introduced to increase the efficiency of the workers through skill development programmes. In nut-shell the objectives are summarised as follows :

- Appraisal of the socio-economic conditions of the rural artisan families pursuing traditional occupations.
- Identification of such artisan families not following traditional occupation and are dependent on agriculture or on any other unorganised activity, the reasons behind the shifting from family occupation and remedial measures, if any, to bring them back to their original family occupation.
- To identify the potential artisan-trade which can be pursued and appropriate technology required for its upgradation.

2.3 IMPLEMENTATION STRATEGIES

The action plan for the Trade Identification Survey can be summarised as under

- Finalisation of sampling and survey methodology.
- Pre-survey tour of Sultanpur district for identification of villages and interaction with government / non-government agencies.
- Development of questionnaire-cum-schedule for field survey.
- Orientation of investigators.
- Field survey in 15 villages of Sultanpur district (covering previously identified three blocks).
- Tabulation and Analysis of data.
- Report and survey profile preparation.
- Documentation of the compiled and analysed information collected from site.

2.4 METHODOLOGY

It was decided that the universe for the collection of field information will be rural artisans and directly or indirectly artisan base of families of the identified areas. However, non-artisan population will also be covered during the survey.

It has also been decided that the investigation will be based on sample study. Stratified Random Sampling Method will be applied in selecting the beneficiary families for investigation. The three blocks will be considered as three strata and almost proportionate number of families from the total number beneficiary families will be covered. The approximate number of sample families will be three hundred.

For identification of villages, a pre-survey tour of three faculty members of the institute was organised. Fifteen villages of three previously identified blocks have been selected in consultation with Chief Development Officer, Sultanpur and Block Development Officers of the identified blocks. Villages popularly known for its technical activities and technical work force have been given priority. One Ambedkar Village in each of the three selected blocks have also been selected on recommendation of concerned Block Development Officer.

The villages selected were are as under :

- Kushitali
- Jangal Ram Nagar
- Serain Khema
- Bariyapur
- Kherauna
- Mana Madanpur
- Jamuari
- Gunnour
- Kasthuni Purab
- Pure Prem Sha

- Lakhnipur
- Mangauli
- Mishrauli
- Haswa Surwan and
- Harimau

All the above villages except Pure Prem Sha were selected at the time of pre-survey visit. The village Pure Prem Sha was selected while surveying the area. This village was selected in place of Misrpur on request of the Gram Pramukh and villagers.

A Questionnaire-cum-schedule was developed to collect information from individual sample family. The coverage of the questionnaire is as follows :

- Personal information related to the respondent viz., name, address, age, caste, annual income etc.
- Present occupational details of the respondent.
- If the respondent has changed his previous/family occupation, then details of the same.
- Respondent's attitude towards his/her past/present occupation and approach towards technical trades.
- Opinion of the respondent regarding marketing arrangements.
- Respondents trade choice.
- Free opinion and recommendations of the respondents etc.

Before the survey work, two day orientation programme for field investigators was organised to explain them about the objectives of the survey, survey methodology and survey technique.

The investigating team surveyed the three identified blocks of Sultanpur district for eight days in the first week of September, 1994. During the survey work, investigators had interacted with the local people, organised short meetings and explained them about the objectives of this project. It has been reported by our investigating team that the local people have shown tremendous enthusiasm and over all response was very encouraging.

The collected data was then tabulated by the help of CDS ISIS software package for documentation purpose.

Chapter - 3

DATA PRESENTATION

The present data presentation is supported by a comprehensive Trade Identification Survey Profile. The important and major information collected from the fifteen identified villages are shown in this chapter. Total three hundred twenty households were covered under this sample survey.

3.1 CASTE CLASSIFICATION

In the sample survey (refer table no.1) 29.375 % households were selected from the Scheduled Caste, 0.625 % from Scheduled Tribes and 34.375 % households belong from Backward class. The general caste households are 35.625 % only.

Caste	Total	Percentage
SC	94	29.375
ST	02	00.625
Backward	110	34.375
General	114	35.625

Table No.1

Refer Annex- 1 for diagrammatic representation

3.2 INCOME DISTRIBUTION PATTERN

The pattern of income distribution has been classified into six different categories, viz., income less than 5,000/- per annum, income varies from 5,001/- to 10,000/- per

annum, income varies from 10,001/- to 20,000/- per year, income from 20,001/- to 36,000/- per annum, income more than 36,000/- per annum and No income for unemployed respondents. The income distribution pattern of the area is shown in the table no.2

Range of income	Total	Percentage
Less than Rs.5,000/-	130	40.625
Rs.5,001/- to Rs.10,000/-	109	34.063
Rs.10,001/- to Rs.20,000/-	52	16.250
Rs.20,001/- to Rs.36,000/-	05	01.563
More than Rs.36,000/-	02	00.625
No Income	22	06.874

Table Number.2

Refer Annex - 2 for diagrammatic representation

3.3 OCCUPATIONAL PATTERN

On the basis of the sample survey, it has been found that 19.687 % population are meeting their family expenses directly from Agriculture, 13.437 % people are landless labourer and working mostly on daily wages, however, a few number of landless labourers are also doing Adhiya Kheti.

The percentage of ordinary labourer is only 09.688 % and 02.188 % people are engaged in business. Percentage of shop keepers are found only 03.125 percent and unemployed population is approximately 7.499 % (students interested in job 4.687 % + housewife interested in self employment 2.812 %).

Percentage of Skilled Workers is 13.125 % as against 30.625 % Semi-skilled Workers. Only 00.626 percent population is belong to Service Class (please refer Table no.3).

Occupation	Total	Percentage
Agriculture	63	19.687
Landless Labourer	43	13.437
Ordinary Labourer	31	09.688
Business Class	07	02.188
Student	15	04.687
Skilled Worker	42	13.125
Semi-skilled Worker	98	30.625
Housewife	09	02.812
Shop Keeper	10	03.125
Service Class	02	00.626

Table No.3

Refer Annex - 3 for diagrammatic representation

3.4 EMPLOYMENT PATTERN

Table No.4 details employment pattern of the villagers. A quick glance reveals that 45.312 % of the total population of the respondents are self employed, 30.937 % partially employed (full time employment not available). Data reflects that 11.250 % households are occasionally employed, 05.313 % population is working for others (either part time or occasionally) and 07.188 % population is unemployed.

Employment Pattern	Total	Percentage
Self employed	145	45.312
Partially employed	099	30.937
Occasionally employed	036	11.250
Working for others	017	05.313
Unemployed	023	07.188

Table No.4

Refer Annex - 4 for diagrammatic representation

3.5 TYPE OF WORK

The following data (Table No.5) presents information regarding the working patterns of the villagers. It reveals that percentage of technical persons to the total population of 320 respondent households is 27.188 %, including self employed, partially employed and service class. Break-up of semi-technical work force is 20.937 % and 51.875 % population were found involved in non-technical trades.

Working pattern	Total	Percentage
Technical	087	27.188
Semi-technical	067	20.937
Non-technical	166	51.857

Table No.5

Refer Annex - 5 for diagrammatic representation

3.6 OCCUPATIONAL CHANGES

The information collected on occupational changes is very interesting. It has been found that [144] 45% of the population has shifted from their family/previous occupation due to low income, less scope and low opportunity. Some people previously engaged in agricultural sector have been forced to change their occupation due to inadequate land holding as compared to their ever increasing family size. Only 02 out of 320 respondent families have changed their previous occupation (survive in both case) because of personal reasons. The corresponding data is shown in the Table No.6.

Pattern	Total	Percentage
Shifted from family occupation	144	45
Still in family occupation	176	55

Table No.6

A details study of the group shifted from their family/previous occupation indicates that 73.612 % of the households changed their family occupation belong from agricultural sector; 06.250 % service class people have left their job and adopted a different occupation; only 00.694 % masons have changed their family trade and the same percentage has been found in rural industrial workers.

So far as the mechanics are concerned, only 04.862 % have changed their occupation, where 12.5 % of skilled and semi-skilled workers have adopted a new profession. Only 00.694 % technicians and milk vendors were reported to change their family business.

As far as percentage population changed their family/previously adopted trade is concerned, the shifting rate from agriculture, service, masonry work, industrial work, mechanical work, skilled & semi-skilled work, milk trade and technical work are 33.125%, 02.814%, 00.312%, 00.312%, 02.188%, 05.625%, 00.312% and 00.312% respectively.

Refer Annex - 6 for diagrammatic representation

3.7 SECTORWISE CHANGE IN OCCUPATION

Shifted from family / previous occupation	Total	Percentage	
Agriculture	106	73.612	[33.125]
Service	09	06.250	[02.814]
Masonry work	01	00.694	[00.312]
Rural industrial work	01	00.694	[00.312]
Mechanic	07	04.862	[02.188]
Skilled & Semi-skilled worker	18	12.500	[05.625]
Milk trade	01	00.694	[00.312]
Technician	01	00.694	[00.312]

Data shown within the bracket indicate the percentage change in family/ previously adopted occupation over the total population.

Table No.7

Refer Annex - 7 for diagrammatic representation

3.8 REASONS FOR CHANGING THE FAMILY / PREVIOUSLY ADOPTED OCCUPATION

As mentioned above, 45 % [144] respondent families have reported that, they have changed their family/previously adopted occupation.

While analysing the reasons behind occupational change, it has been found that out of the population changed their family or previously adopted occupation, 42.361 % have taken this decision due to low income, 18.056 % people mostly belong from agricultural sector have forced to change their family trade because of inadequate land holding or small size of land owned for cultivation and 7.639 % population has changed their family or previously adopted occupation due to lack of opportunity.

Less scope in family trade has induced 5.556 % population to adopt a new trade other than their family trade. Both low income and lack of future scope/prospects have motivated 7.639 % of population to change their family trade, while 5.556 % population has bound to left their previous/family profession due to various other reasons like future insecurity, loss of job, unavailability of male members in the house, litigation, illness etc. Some of the qualified younger people belong from lower classes are not interested to adopt their family occupation.

Only 1.388 % of the population has changed their family profession entirely due to personal reasons and 11.805 % people have got better opportunities, hence, they preferred to left their family /previously adopted occupation. Please refer Table No.8 for detail data.

Reasons for occupational changes	Total	Percentage
Low income	61	42.361
Inadequate land holding	26	18.056
Lack of opportunity	11	07.639
Less scope	08	05.556
Other reasons	08	05.556
Low income & lack of scope	11	07.639
Personal	02	01.388
Better opportunity	17	11.805

Table No.8

Refer Annex - 8 for diagrammatic representation

3.9 CHOICE OF TRADE

While surveying the choice trade in the villages, total 24 trades have been recommended by the villagers. The data percentages have been shown following in Table No.9

Trade Choice

Choice of trade	Total	Percentage
Leather work (Fancy items making)	13	04.062
Painting work (For buildings/rooms)	02	00.625
Photography	06	01.875
Tailoring & Embroidery	27	08.438
Automobile repair	21	06.562
Motor Winding	36	11.250
Electrician	37	11.563
Rural industry	08	02.500
Typewriting	10	03.125
Radio & TV repair	26	08.125
Welding (For fabrication of grills, doors, windows etc.)	34	10.625
Electronic items repairing	01	00.312
Black smithy	06	01.875
Powerloom operation	01	00.312
Advance training on Pottery (For decoration items)	05	01.563
Printing press	01	00.312
Deep boring	03	00.938
Lathe machine operation	01	00.312
Tailoring (Fancy dress making)	25	07.813
Agricultural implements (fabrication & repairing)	03	00.938

Table contd...

Choice of trade	Total Percentage	
Fitter	06	01.875
Refrigeration & Air-conditioning	02	00.625
Engine repairing (For pumping sets etc.)	07	02.188
Sculpture Making	05	01.563
Advance training on Carpentry (For modern design furniture)	23	07.189
Brick masonry	04	01.250
Tyre lining	01	00.312
Any technical trade	02	00.625
Structure welding	01	00.312
Printing on cloths	01	00.312
Dress designing	01	00.312
Mud tiles making	01	00.312

Table No.9

Refer Annex - 9 for diagrammatic representation

Chapter - 4

DATA ANALYSIS

Following basic conclusions have been drawn on the basis of the data collected through sample survey for trade identification in three selected target blocks of Sultanpur district of Uttar Pradesh.

1. About two third i.e., 64.375 % population belong to underprivileged class, where approximately one third population i.e., 35.625 % belong to general class.

2. Though the information regarding annual income is doubtful, as most of the respondent families preferred to reserve their comments to a considerable extent, but according to data 90.938 % respondent family's annual income is less than Rs.20,000/-. Only 9.042 % family's annual income exceeds Rs.20,000/-.

3. The major work force of the selected blocks consists of Semi-skilled workers 30.626 %, Cultivators 19.687 %, Landless labourers 13.437 % and Ordinary labourer 09.688 %. The percentage of Skilled workers in the identified blocks is only 13.125%.

4. Employment rate of area is very encouraging. 45.312 % population is self-employed and 30.937 % population is employed partially.

5. It has been found that 11.250 % population of the area is employed occasionally and 07.188 % population have no source of income.

6. Many of the housewife are interested in self-employment to improve the standard of living.

7. Percentage of non-technical people is high in the area, despite of the fact that the area is highly industrialised and employment opportunities for the technical man power is also very bright.

8. Data reflects that 51.875 % population is non-technical, 27.188 % working population are technical and 20.937 % population are semi-technical.

9. Most surprisingly 45 % of the population has either changed their family occupation or shifted from their previously adopted trade. The percentage in agricultural sector is very high. It has been reported that 73.612 % of the population shifted from their family/previous trade are from agricultural sector.

10. In last years the concentration from the agricultural sector has been reduced tremendously from 52.812 % to 19.687 % . Simultaneously the percentage of skilled and semi-skilled workers have increased from 12.500 % to 43.750 % .

11. Since the percentage of service class people has been reduced from 06.250 % to 00.626 % , therefore, it can easily be predicted that the job opportunities are further reducing in the area.

12. The percentage of landless labourers (presently 13.437 % of the total population) has increased to a considerable extent in last few years. The figure matches with the increased percentage of population shifting from agricultural sector. It is clear that, with limited land, ever increasing family size and divided family system; per family land holding is reducing rapidly.

13. Many of the landless labourers have reported to be involved in Adhiya Kheti System (the out put is divided between land owner and landless agricultural labourer).

14. As against 45.312 % self employed population, the percentage population involved in major trades like agriculture, skilled & semi-skilled work, business class and shop keepers are 68.750 percent. It clearly reflects that the people involved in the major trades are not necessarily self-employed/fully employed. Partially employed

work force is 30.937 % of the total population,hence, many people involved in major trades are still not getting full time employment.

15.The figure of occasionally employed work force (11.250 %) matches with the occupational classification figures of landless labourer (13.437 %) and ordinary labourer (09.688 %), therefore, it can be predicted that full time employment is not available for these class of people. Landless and ordinary labourers are either partially or occasionally employed.

16. The figure of unemployed population i.e., 07.188 % can be correlated with the occupational figures of students (04.687 %) and house wives (02.812 %). Most of the student respondents have completed their education and are interested in self-employment.

Educated unemployed youths of the lower classes (shown in the data table as student) are underestimating their family trades,hence, not interested to adopt it.

17. Technical and semi-technical work force in the identified blocks are 27.188 % and 20.937 % respectively. The sum of these figures is 48.125 % ,which can be correlated with the skilled and semi-skilled workers (13.125 % and 30.625 % respectively). As against technical and semi-technical work force 48.125 % ,only 43.750 % population (skilled and semi-skilled workers) have adopted technical trades,hence, 04.375 % technically trained man power is still unused in the area due to lack of proper training and technical know-how.

Chapter - 5

5.1 TRADES RECOMMENDED BY THE VILLAGERS

As mentioned during the data analysis, total 24 different trades have been recommended by the villagers of Amethi, Musafirkhana and Jagdishpur Blocks of Sultanpur district. Out of the 24 suggested trades, following seems to have good potential :

Major trades selected before scanning :

Name of the trade	Percentage population recommended
Modern design wood work (Furniture making)	07.189 %
Fancy dress making (Ready made garments)	07.813 %
Tailoring & Embroidery	08.438 %
Welding (Iron grill, window, frame etc. making)	10.625 %
Radio & TV repairing	08.125 %
Motor binding	11.250 %
Electricians	11.563 %
Automobile repairing	06.562 %
Leather work (Leather / leather made fancy items making)	04.062 %

5.2 ANALYSIS OF RECOMMENDED TRADES

On the basis of the data collected for Trade Identification from three identified blocks of Sultanpur district, and with the overall recommendations of the IERT's resource investigating team, following conclusions have been drawn :

1. Maximum number of villagers i.e., 11.563 % have suggested to provide training on Electrical Repairing work (Electrician's training) to the local youths. Considering the fact that most of villages of three identified blocks are electrified and use of electrical appliances are increasing rapidly in the villages of Amethi, Jagdishpur and Musafirkhana blocks, training programmes on Electrical repairing and maintenance work to develop local man power seems to be very useful. Presently, trained work force for this purpose is not adequately available in the area, hence, self-employment opportunities are very high in Electrical trade. In addition to this, the area is industrially developed, establishment of big industries like Indo Gulf Fertilizer, HAL, a number of cement factories etc. has resulted in establishment of a large number of small industries in town and block level, therefore, employment opportunities are probably bright.

2. The local people have recommended Motor Winding as another important trade. As mentioned in the previous point, ever increasing use of electrical appliances, pumping sets, motors and motorised agricultural implements have induced the scope of Motor Winding in the identified area. This trade seems to be one of the choice trade gaining 11.250 % recommendation of the local people. With the prevailing conditions, future prospects for Motor Winding seems to be bright enough.

3. Total 10.625 % of the population has recommended training for Welding. Increasing cost of wood and present trend of construction work in villages have enhanced the scope of iron frames, doors, windows, grills etc. making. These items

are becoming popular and cost effective, hence, acceptability has upward trend.

Presently, the rural people are fully dependent on town and block markets. Since, the number of traders and expert man power for this purpose is not adequate enough, therefore, manufacturing of these products in local level can provide self-employment to a great extent. The initial investment required in the said business is very small, hence, useful for the village youths. In addition to this, scope and market for rural black smiths are reducing rapidly, therefore, most of the black smiths are interested to change the pattern of their business.

In view of the above points, Training on Welding has great potential in the area.

4. During the sample survey 16.251 % of the respondent families have either selected their choice trade as Tailoring & Embroidery both (08.438 %), or shown interest for Fancy Ready made Dress Making (07.813 %).

Tailoring and Embroidery facilities are not available presently in local level. People are mostly going to city and town areas for stitching and processing of their fancy cloths. Existing local tailors are not properly trained to stitch fashionable cloths, hence, their market is very poor.

Some villagers involved in this profession for long are employed in the twonship/ city and getting very low wage. It has also been reported that scope of Ready made garments is very good in the local markets. Presently, the ready-made garments are being supplied by the traders of Sultanpur, Lucknow and Kanpur districts. Suitable training arrangements can create good market opportunities for the existing tailor families in specific and for other villagers, especially house waves as a whole. Most of the house wives and ladies have shown their enthusiasm in this direction.

In the present situation, proper training of Cutting, Tailoring and Embroidery appears to have good potential.

5. In the village level facilities for Repairing of Automobiles like tractor, auto rickshaw, jeep, motor cycles, scooters etc. are not available. Owners are totally dependent on the auto shops situated in town areas. Especially, tractor repairing work

can be treated as a potential self-employment generating trade in the villages. 06.562 % of the respondents families recommended Training on Automobile Repairing. The automobile business is one of the leading sector in the present day, increasing number of automobiles will further enhance the scope for auto mechanics, therefore, training on Repairing and Maintenance of Automobiles also seems to be an important trade for the local area.

6. It has been observed during the trade identification survey that some of the traditional trades have lost its market, as the concerned trades men are unable to fabricate the desired materials due to lack of technical know-how. In the present market, demand for modern and new designs are increasing, taste of people has changed and traditionally designed items are difficult to attract market.

People involved in Carpentry (wood work) and Leather work (Mochi) are facing similar problems in the area. Most of the Carpenters and Leather workers have shown their interest in Advance training programmes in their respective trades/skills. 04.062 % of the total population have recommended Training on Fancy Leather Items Making (such as hand bags, kid bags, leather/leather jackets, sport shoe etc.). It has also been reported by the local footwear (leather work) makers that, there is a good demand for such goods in the local market. Presently the similar items are being supplied by the traders from Kanpur and Agra. Most of the skilled and semi-skilled workers involved in this field are confident to produce materials of same quality.

In view of the above points, Advance training for Fancy Leather/Plastic Items Making can be proved beneficial.

Similar to the above case, most of the carpenters of the area are interested in Advance Training on Wood Work, so that they can fabricate furniture and other wood items required by the local people. In this regard, 07.189 % respondent families have recommended for such training programmes for younger generation.

Such advance training programmes for skilled and semi-skilled workers will certainly generate self-employment opportunities and can also give an opening for better wages.

5.3 IDENTIFIED TRADES

Finally, following trades have been identified for organising regular training programme through a technical training centre in the Amethi, Jagdishpur and Musafirkhana blocks of Sultanpur district. The identified trades are in subject to the approval of Rajiv Gandhi Foundation, New Delhi. Detailed profiles on each trade will be furnished in consultation with Rajiv Gandhi Foundation, New Delhi.

Trades identified are as under :

Most suitable Trades :

1. **Electrical Work** (repair and maintenance).
2. **Motor Winding.**
3. **Welding** (with special reference to fabrication of iron grills, door frames, window frames etc.)
4. **Cutting, tailoring and Embroidery** (with special reference to ready made garment making and fashion dress designing).

Other appropriate Trades :

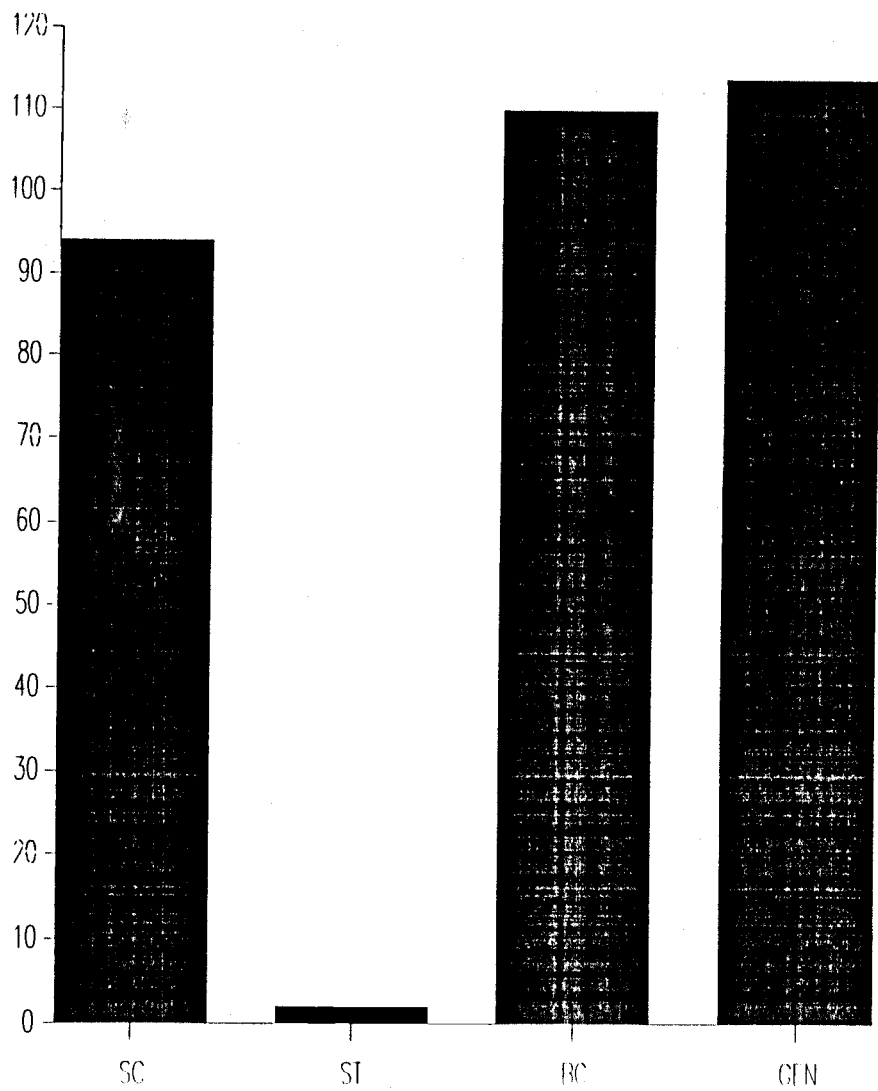
1. **Automobile Repairing.**
2. **Radio and TV Repairing.**

Occasional Advance Training for Skilled and Semi-skilled workers should also be organised in the following trades :

1. **Carpentry** (with special reference to the modern designs and techniques of furniture making).
2. **Leather Work** (with special reference to fancy item making).

ANNEX - 1

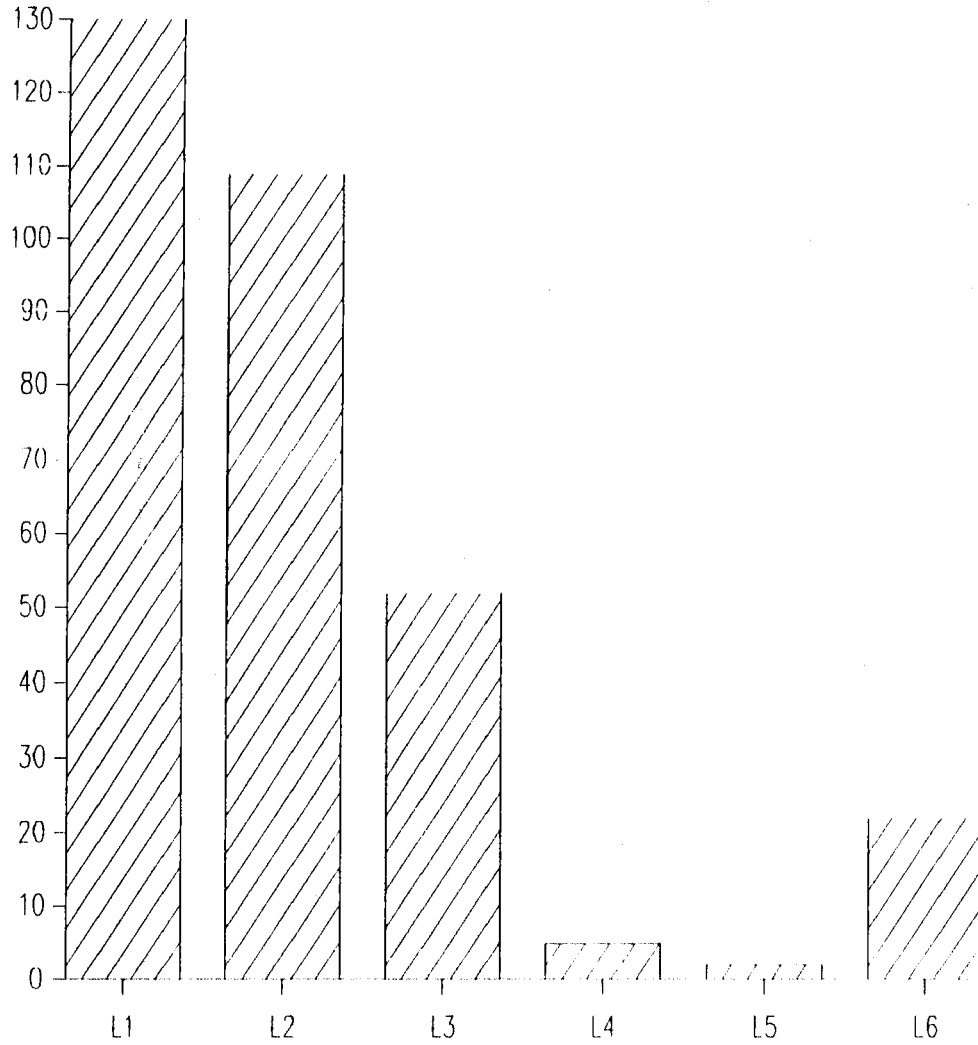
CASTE



SC - Scheduled Caste
ST - Scheduled Tribe
BC - Backward Caste
GEN - General Caste

ANNEX - 2

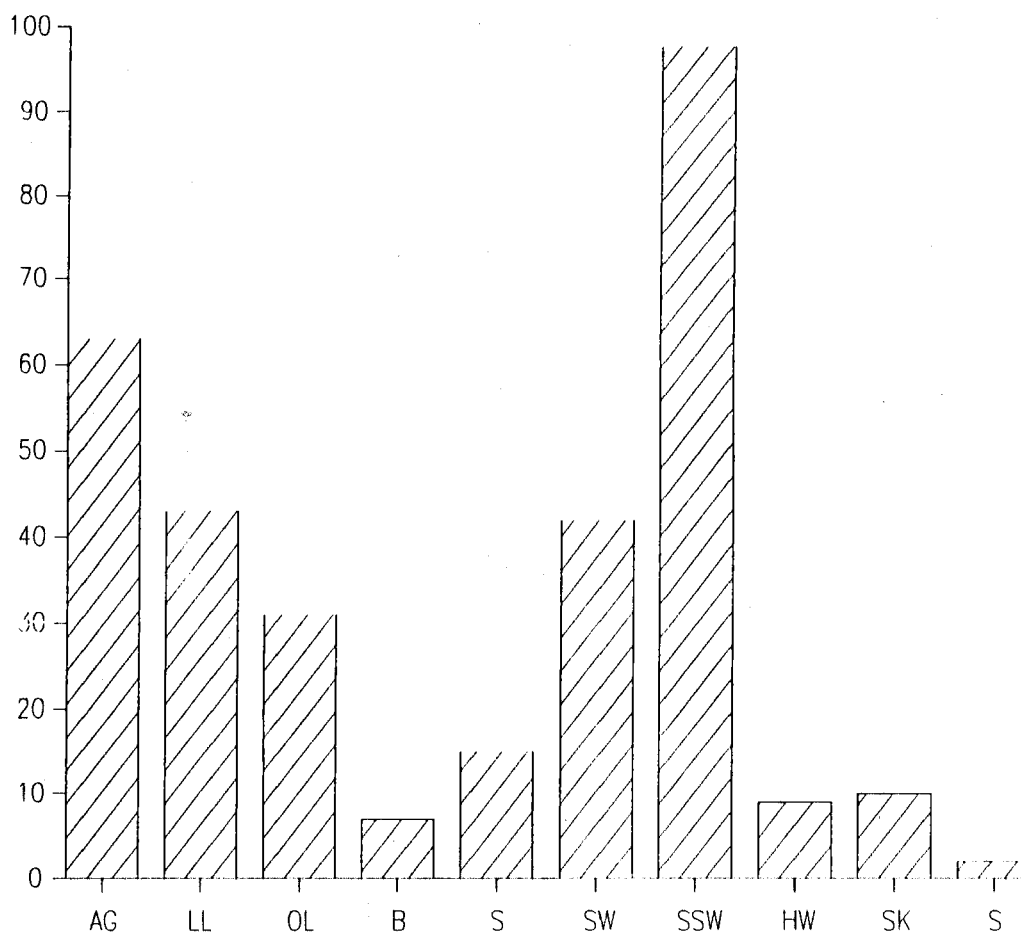
INCOME



- L1 - Income less than Rs.5,000/-
- L2 - Income Rs.5,001/- to 10,000/-
- L3 - Income Rs.10,001/- to 20,000/-
- L4 - Income Rs.20,001/- to 36,000/-
- L5 - Income more than Rs.36,000/-

ANNEX - 3

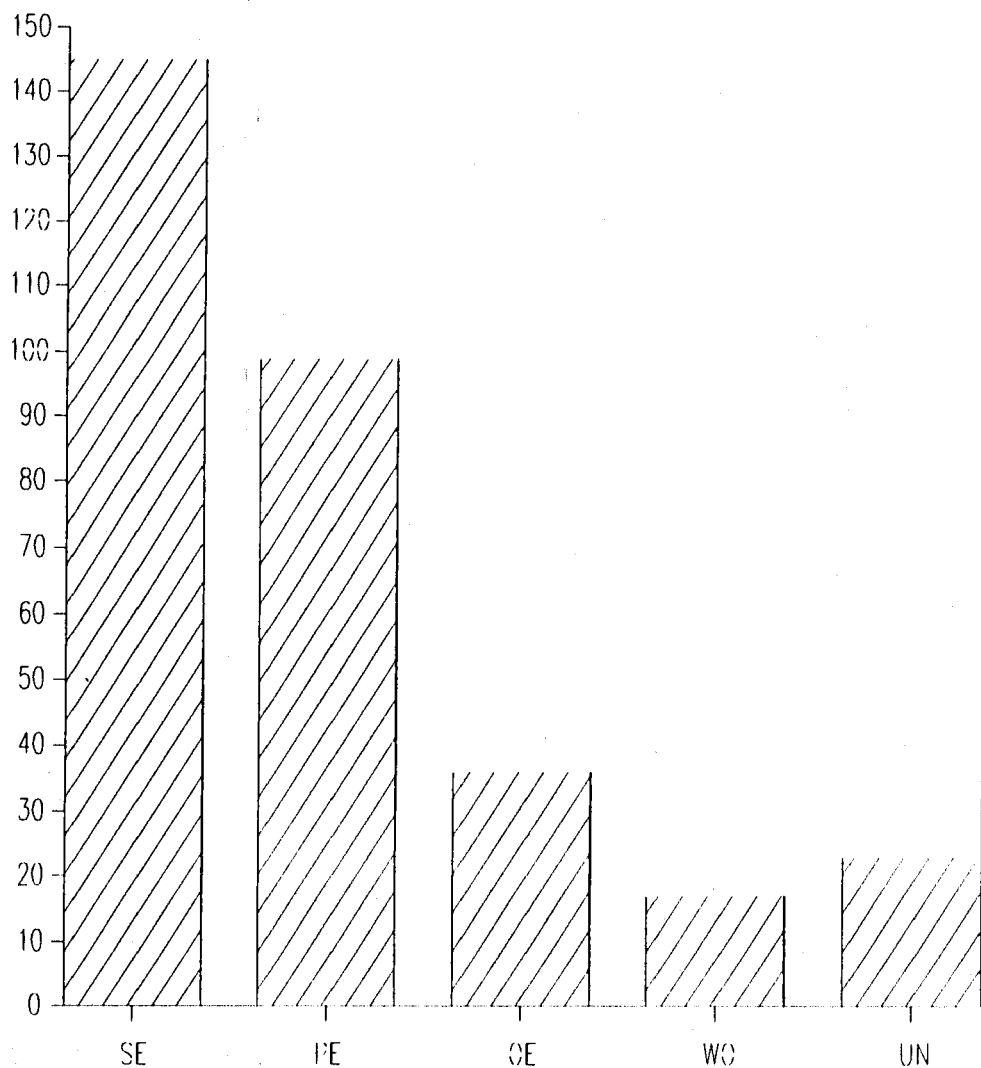
OCCUPATIONAL PATTERN



- AG - Agriculture
- LL - Landless labourer
- OL - Ordinary labourer
- B - Business
- S - Service
- SW - Skilled worker
- SSW - Semi-skilled worker
- HW - Housewives
- SK - Shop keepers
- S - Student

ANNEX - 4

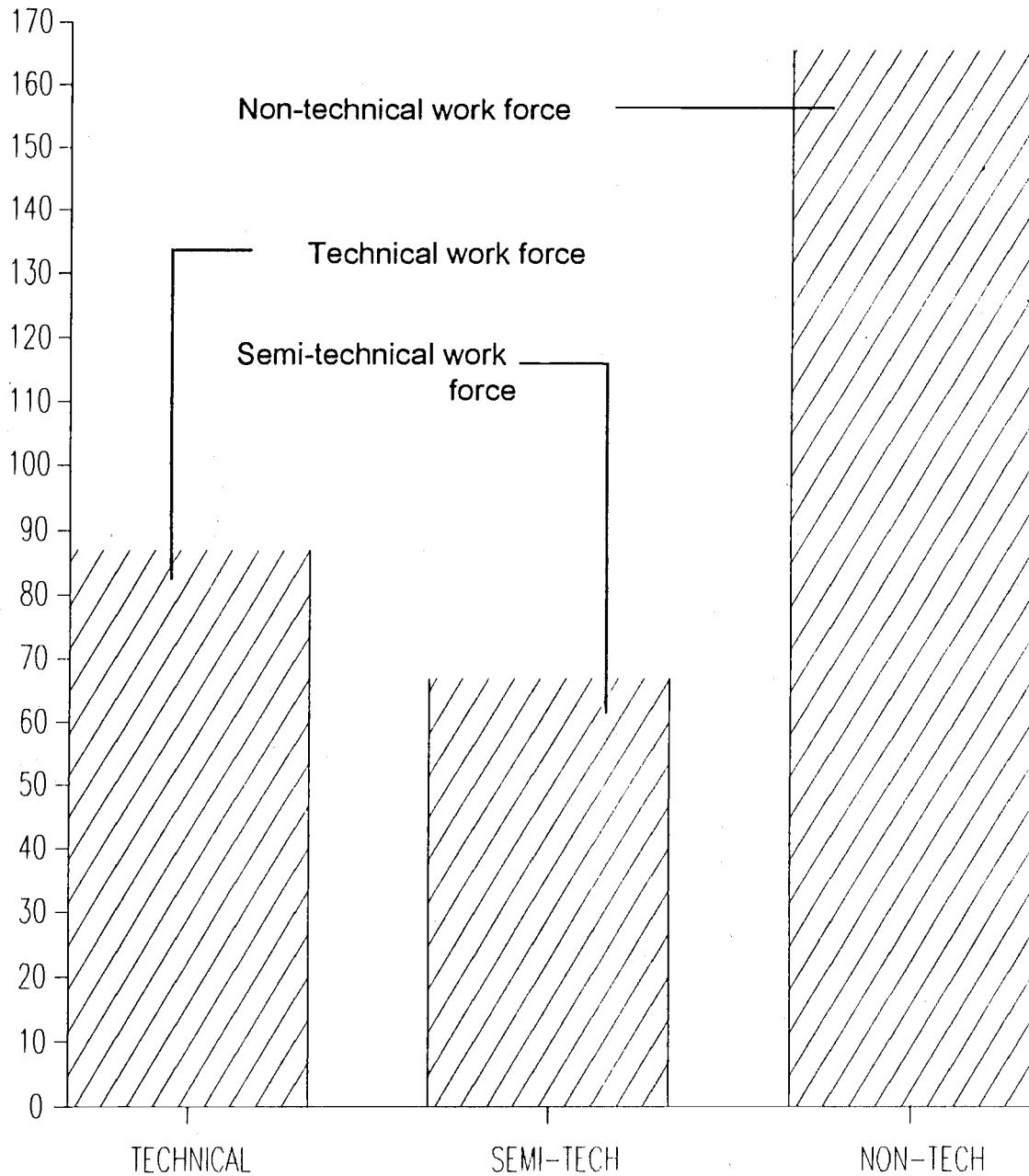
EMPLOYMENT PATTERN



SE - Self-employed
PE - Partially employed
OE - Occasionally employed
WO - Working for others
UN - Unemployed

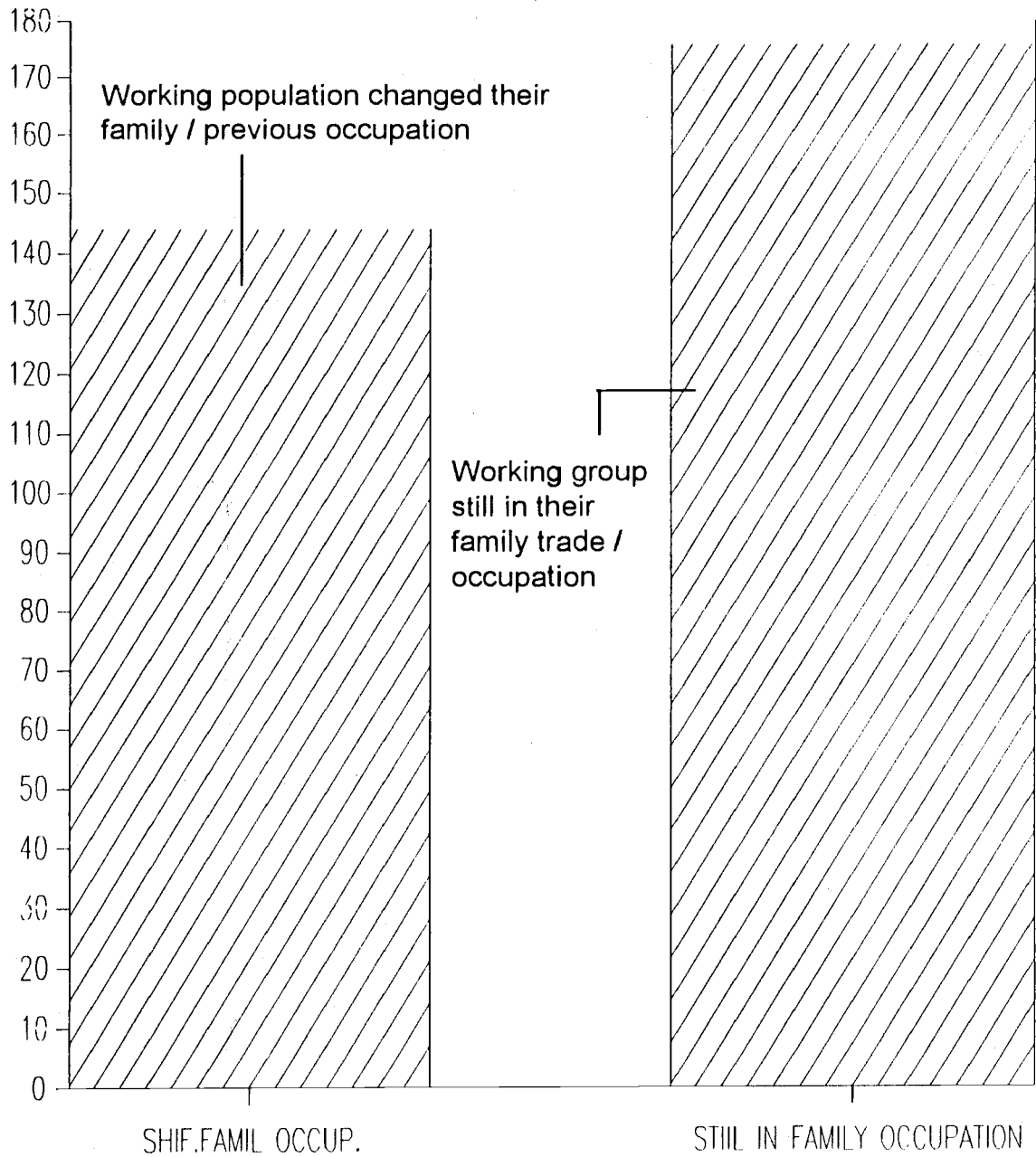
ANNEX - 5

TECHNICAL STANDARD OF RURAL WORK FORCE



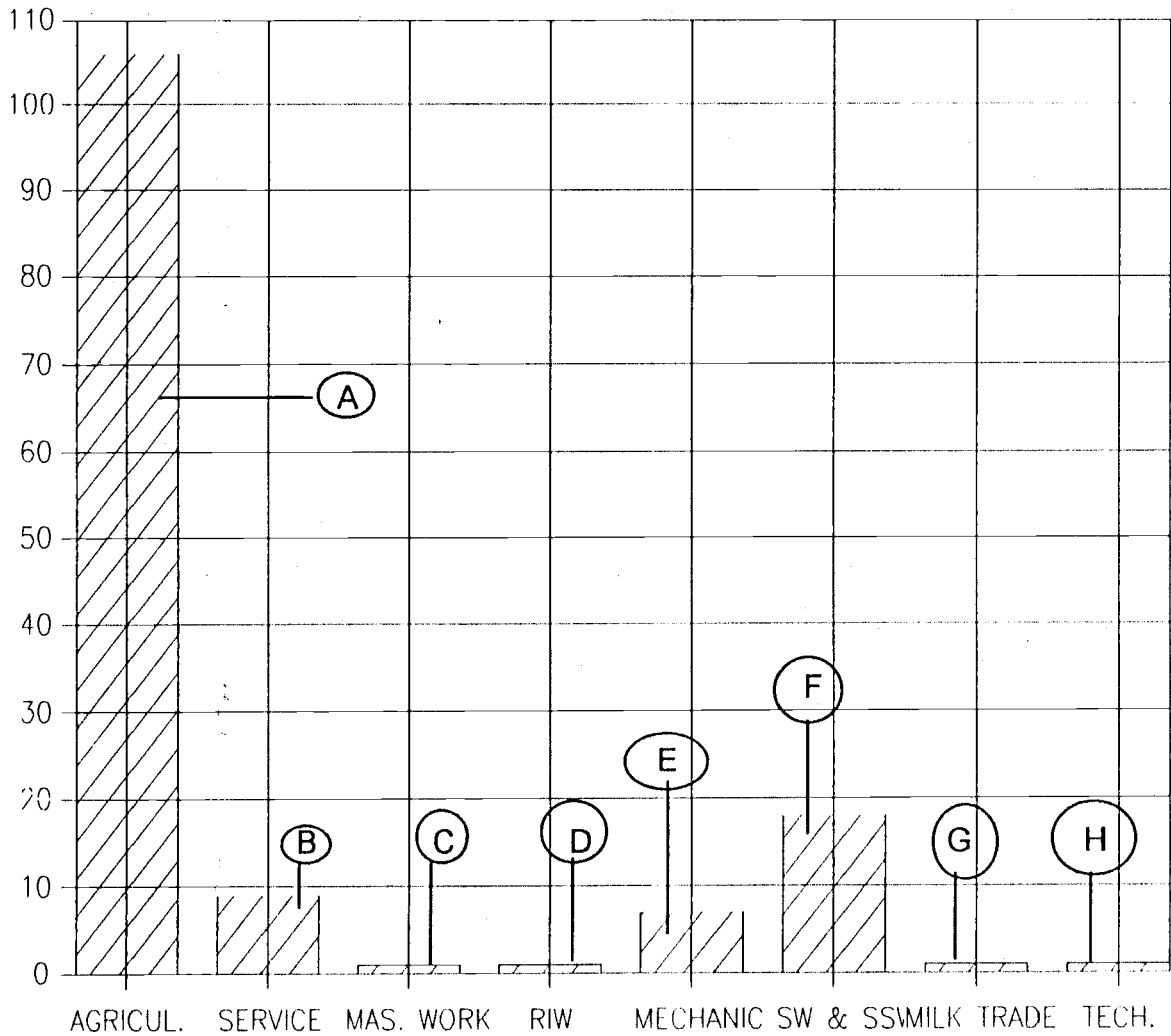
ANNEX - 6

OCCUPATIONAL CHANGES OF WORKING POPULATION



ANNEX - 7

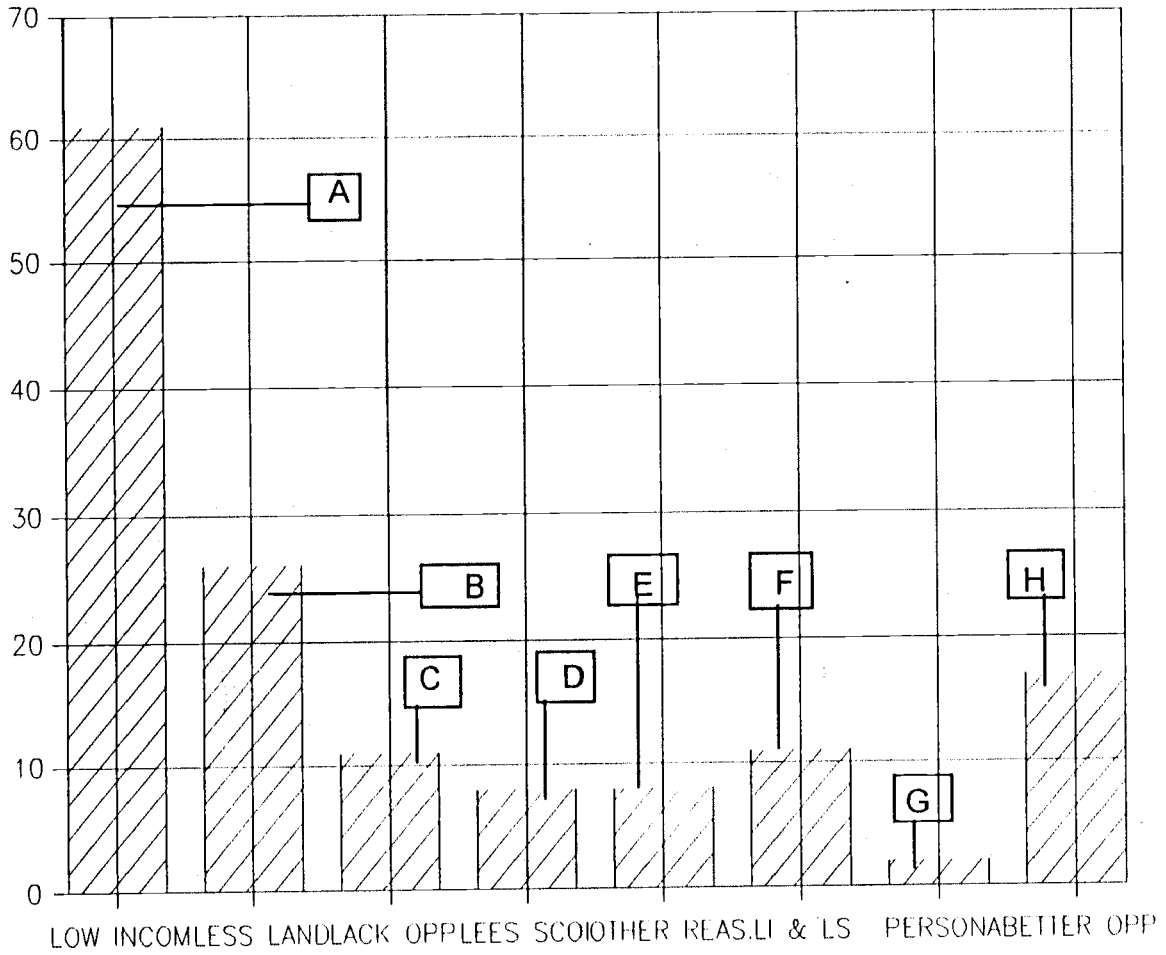
SECTOR WISE CHANGE IN OCCUPATION



- (A) — From agricultural sector
- (B) — From service
- (C) — From masonry work
- (D) — From rural industrial sector
- (E) — From mechanic
- (F) — From skilled and semi-skilled worker
- (G) — From milk trading
- (H) — From technician

ANNEX - 8

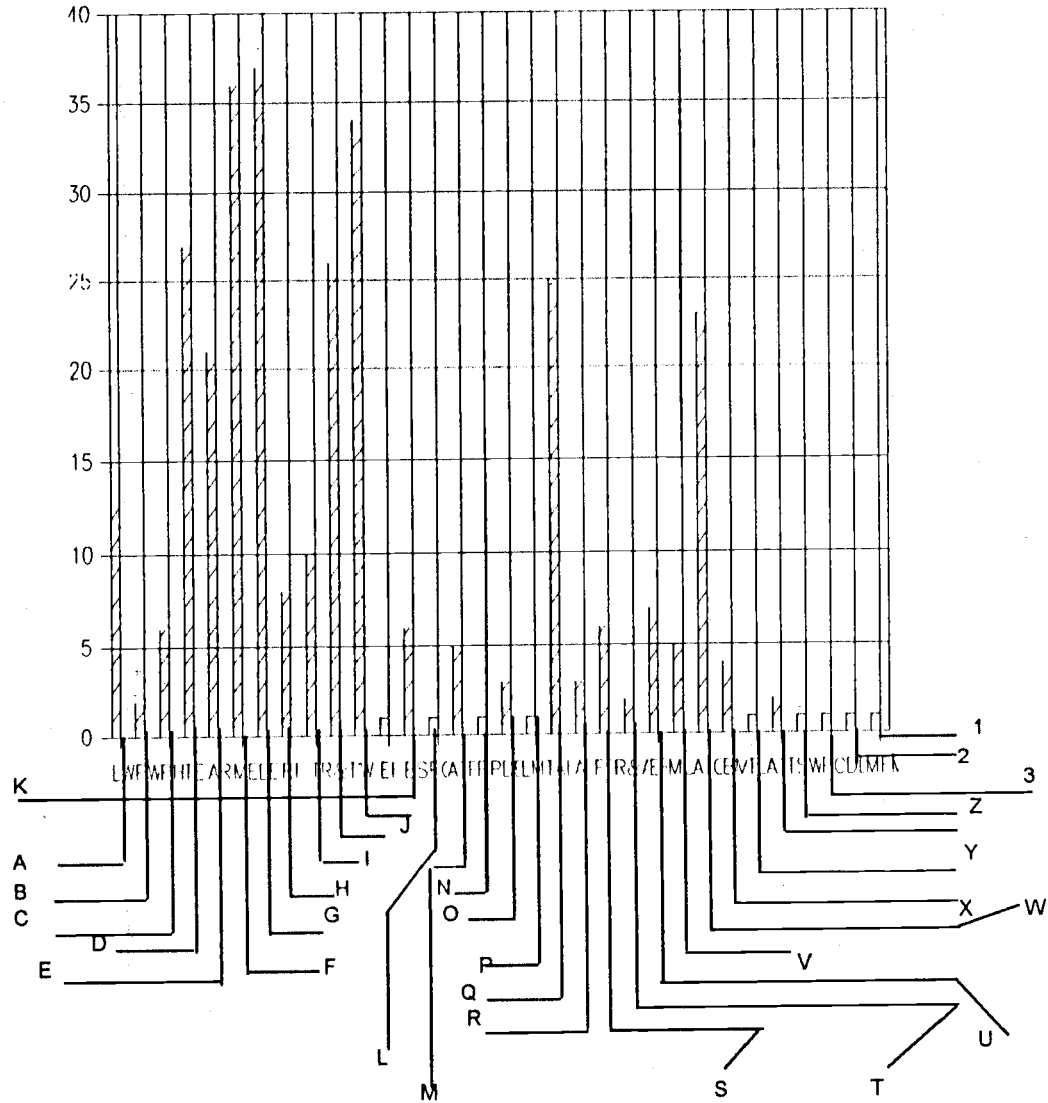
REASONS BEHIND CHANGING FAMILY / PREVIOUS OCCUPATION



- A** — Low income
- B** — Inadequate land holding
- C** — Lack of opportunity
- D** — Lack of scope
- E** — Other reasons
- F** — Both low income and lack of future scope
- G** — Personal reasons
- H** — Got better opportunity

ANNEX - 9

TRADE PREFERENCES OF THE VILLAGERS



A: Leather work, B: Painting work, C: Photography, D: Tailoring & embroidery, E: Automobile repair, F: Motor winding, G: Electrician, H: Rural industry, I: Type writing, J: Radio & TV repair, K: Welding, L: Electronic items repair, M: Black smithy, N: Powerloom operation, O: Advance training on pottery, P: Printing press, Q: Deep boring, R: Lathe m/c. operation, S: Tailoring, T: Agricultural implement making, U: Fitter, V: Refrigeration & air-conditioning, W: Engine repair, X: Sculpture making, Y: Advance training on carpentry, Z: Brick masonry, 1: Tyre lining, 2: Any technical trade, 3: Dress designing